

⋮ \_\_\_\_\_

⋮ \_\_\_\_\_

**2004 - 2003**

•  
•

•

•

•

•

•

•

•

•

•

||

||

\_\_\_\_\_

•  
•

•

**the Abstract**

400

: segmentation analysis (1)

. 0.01

: (2)

(3)

: (4)

\*

\*

\*

(5

(6

:

:

.

.

.

(3 1987 halford )

.

: 1980 Paolino &mccrady

.

:

prochaska&& prochaska 1978

.

% 85

%7

phd

% 76

% 18

phd

% 52 1977 parloff

% 19

(1 1987 )









⋮  
\_\_\_\_\_

⋮

\*

\*

\*

\*

.

---

**: /1**

\*

\*

\*

**: /2**

\*

\*

\*

\*

•  
•

-1

-2

-3

1-3

2-3

3-3

4-3

5-3

6-3

7-3

: \_\_\_\_\_

"1995 McDonald

"

% 55

% 50

% 37

% 42

% 45

.

(4 1997.Halford&al )

1965

60000

. 683

1984

. (7 . . )

2002 1994

2002 25628

24561

1999

. (2004

) 1998

2158

"

"

" Emery 1988

"

.

1989 howes & markman "

"

1989 gottman & katz

.

.

" 1987kelly&conely

"

.

1995 Karney & Bradbury"

"

155

1993 Markman "

"

%20



. 1995 Karney & bradbury"

"

(206 1993Markman )





:

:

/ —

:

-

.

/

32 ( 2 )

.

:

-1

-2

-3

-4

.

.

: \_\_\_\_\_

: \_\_\_\_\_

:

·  
:  
\_\_\_\_\_

·  
:  
\_\_\_\_\_ -3

·  
:  
\_\_\_\_\_ **1-3**

1997

: 1983 Both " "

:

marital dissolution

low marital quality.

1997

(210 1997 ).

:

: \_\_\_\_\_



.

.

.

:

.

:

•

•

•

: \_\_\_\_\_ **2-3**

1972Rogers " "

1982

" 1975Bell "

1982

" Rogers "

( 190 1982 )

" 1993Markman "

: Rogers " "

(8 .1995 Dickson . )

" 2000Benun "

.(332 2000 Benun. )

Spanier" "

. 1976

: 3-3

:

:

\_\_\_\_\_

:1993 Aragyle" "

Aragyle

(25 .1993 Aragyle ).

1973 Azrin " "

: \_\_\_\_\_ **4-3**

7 6

(14 1993 ).

: 1987Kelly " "

. 1982 Hudson " "

: \_\_\_\_\_ **-5-3**

: 1954 "Rotter "

( 1983 Pears ).

. 1984 Sabatelli " "

: \_\_\_\_\_ **6-3**

: \_\_\_\_\_

(295 1992 ).

" 1991 Kurdeck "

" " "1988 beck "

"1967 Sabaght "

7-3

Gelard1998 ( 1980 )

: 1988 Wolberg " " 1988 " "

:

"

:

Storr1980 " "

:

1996 " "

Helping professions

Guidance

Counsling

Advice ;

Psychotherapy ;

1988: " "

(18 .1996 )

.( 1994,1996 )

Rogers "1950 "

1984 Bowen " "



:1997 " "

counseling

(461 1997 )

"1981 "

(27 Skinner1981 )

(1)

**/1**

**.1-1**

**.2-1**

**/2**

**1-2**

**2-2**

**3-2**

**4-2**

**5-2**

**6-2**

**7-2**

**8-2**

**/3**

**/4**

**/5**

**/6**

**/7**

: \_\_\_\_\_/1

)

". (.

21"

).)

(196 1986

(1 1986 ) .

: 1-1

:

\*

1945Strauss " "

\*

373

( )

( )

(\*

1970

( )

/ / )

( / / /

1976

(\*

**2-1**

)

(

1958

2012

1841

1975

(

)

60

18

.1974 1972

.05

)

(

1976

1957

:

(30 1996 ).

45)

86

1978

( 59

60)

119 ( 41

. 160  
0.01

. (1977Landis )

:1977Lynch " "

(1 1985 Strea n )

(301 1978 )

1980 " " 1970 Hoffman "

1992

1981





: \_\_\_\_\_ -2

: 1995 philipchalk " "

1985 " " 1980 Bersheid levinger" "

.

:

.

.

(368 1995philipchalk )

1000

1990buss " "

(366 1995 Ronald&al )

:

1-2

1938 Waller" "

(165 1981 )

contact

1950 Festinger" "

Nestgate west

1985 "Hays"

:

:

1989 bernstein " "

:1987 Rodin" "

Cognitive disregard (

(

(372 1995 philipchalk )

: 2-2

1966 hatfield &al " "

752

.

.

.

:

(373 .1995 )

1992 Feingold " "

1980white " "

(.379 1995 )

1961 Newcomb " "

1990 Hummert " "

1986 Rosenbaum " "

: \_\_\_\_\_ \*

1961 Newcomb " "

1992 sunnafrank " "

1984 joelgold& " "

(381 .1995. ) .

: \*

.

.....

.

(138 1981 ).

: 1950 Hollingshead" "

: -

.

-

.



:

-

:

-

- .

Burgess&Wallen

:

1949

.

.

.

-

:

-

.

1949 Burgess&Wallen " " " "

-

.

Burgess&Wallen " " " "

:

-

(163 1981. ) . 1916 Marvin

:

---

.

.

.

(163 1981 )

1984" Blanckenship "

1966 Levinger & breadlove "

1999 acitelli&al " "

8 5

236

:

(383 1995 .Philipchalk ).

Cooms " " : 4 -2

(174 1981 ).

1986 Rosenbaum " "

(383 1995 .Philipchalk ).

: 5-2

1991 o'leary &smith " " " "

: 6 - 2

1958winch " "

:

1958 winch " "

:

1947 Strauss " "



(227 .1981 ).

1988condon&crans " " " "

.

.

1986 curtes & miller

.

.

.

385 1995

:

.

Freud " "

.

1946 Strauss " "

:

:

:

Strauss " "

;

—

(220 .1981 . )

**1956 Kubie " "**

1956 Kubie " "

**:2**

**:3**

**:4**

(235 1981. )

: 8-2

1992 nadler & dotan " " " "

1983 bersheid " "

(388 1983 kelly&al )

\_\_\_\_\_

1988Clarck " "

.1987 derlega&berg " " " "

1986 Berg&Mcquinn " " " "

:

:

:

1982 Berg&al " "

(389 1995Philipchalk ).

.

:-3

:

:-

.1988 "Stenberg"

.

:-

.1987 flecher&al

.

⋮  
\_\_\_\_\_

1989 rusbult etal

" "

:

:

\*

.1987 Glen&kramer"

" " "

:

\*

.

:

\*

.

:

\*

1991 Kurdeck " "

.

"

"

1988 " beck

"

.



1990 tannen " "

" "

1988 beck " "

\*

\*

\*

\*

\*

•

381 Philipchalk1995 ).

(

% 90

1995 McDonald " " 50

% 75

1984 Firstenberg&spanier " " "

.

.

.

:

.

: \_\_\_\_\_

weiss&al " "

1973

" "

.1982 Jakobson&al

.

---

.

.

.

.

.

---

.

.

.

(5 1992Gottman &katz )

Karney " " " "

1995&Bradbury

1993Gottman " "

1990 Fincham " "

1989 Haver " "

: \_\_\_\_\_ -5

. 1992 Myers " "

" "

1993, baumeister et al

(401 1995 philipchalk )

.

1982 " "

.

1991 floyd&zmich " " " " .

1991 gore " "

(6 1997 Halford&al . ) .

1991 halford&osgarby " " "

blancfiel " "

. 1990

1989 Haver " "

.1979 bousanville&al " " "

1992 Vivian &al " "

.1995" Murphy" "

(7 1997 ).

1998.

.12 10 (

.

.



( 8 1998. ).

1990 " " 1985 " "

.

1988Back " "

(12 1998 ).

.1992 " "

: \_\_\_\_\_ -6

%80 1981 Fine " "

% 25

1963 Leighton " "

" :1985 Strea " "

" Meltzof1970 " "

1981Fine " " 1972Kernberg "

"

1947 Sullivan " "

(8 1985 Streaan )

(1980)

1992

1988 Markman & al " "

·  
: \_\_\_\_\_ -7

Langeley " " " " 1977 :  
5 /1 & Levey  
(1 1985 Stream ).  
1997

·  
·  
:  
:  
·

:

: \_\_\_\_\_ -1

( 1999 ) ( . )

:

: \_\_\_\_\_ -

.

(11 1995 ) .

182 1992 Masters&johnson " " " .  
( 43 .1995 ). 186

---

:

:  

---

:  

---

---

1992 Masters&johnson "

" " "

11

21

11

32

%30

.( 171 1995Cottraux. ).

.( 171 1995Cottraux. )

---

frigidité:

---

1997 Cottraux " "

: vaginisme

: \_\_\_\_\_

: \_\_\_\_\_

\*

\*

.(197 1999 bouvard&cottraux

)1976 Hoon " "

\*

\*

\*



.(173 1995 ).

: -2

: \_\_\_\_\_

: \_\_\_\_\_

1967 Satir " "

Madesson " "

\*

\*

\*  
\*  
\*

·  
:  
\_\_\_\_\_

·  
talktime

·  
:  
\_\_\_\_\_

\_\_\_\_\_

(1982 Salomé 1996 Cungi )

\_\_\_\_\_ **-3**

⋮

.

⋮ \_\_\_\_\_ -4

⋮

\*

\*

()

()

.

.

⋮

( ) ( )

\*

\*

\*

:

\*

( )

\*

: -5

\*

\*

: -6

: \_\_\_\_\_ -7

: \*

1939 Burgess&cottrell" " " " \*

1952 Applebaum " " " " \*

1963Alexon " " " " \*



)

.(

.

.

:

\*

:

.

.

:

- 8

.

.

.

.

.

:

:

.

\*

.

.

.

:

\*

.

\*

.

\*

.

.

:

:

.

-

.

.

-

.

·  
:  
\_\_\_\_\_ **-10**

·  
:  
4

·  
:  
\_\_\_\_\_ 1931

·  
:  
:

1968 Mahler "

%38

46

1965 Masters "

**-1**

**-2**

**-3**  
**-4**  
**-5**  
**-6**  
**-7**  
**-8**  
**-9**  
**-10**  
**-11**

⋮ \_\_\_\_\_

⋮

.

**-1**

1938 Terman " "

792

11

30 1

:

22

20

-

-

-

-

1946 Landis " "

409

24 20

30

1952 Burgess&Cattrell " " " "

526

28

Krishman&kagni " " " "

%43

1974

%17

24-20

%33 20

. 49-45

%7 29-25

25

(6 1986 ).

1974

%50

%70

24 20

%18

30 25

%7

-20

30-25

24

6



1977 Gary " "

1969 Skun " "

: 1988 Prakasa & Nandini " " "

-

-

-

(171 .1989 ).

1978" galligan & bahr "

"1977 lee "

"1990 Kuh & maclean

(206 1997 ).

" 1977 thorton "

).

(207 1997

1993kurdeck " "

1979" "

1974" "

1946" Landis "

1162

164

155

:

%29 %25 %55

-

% 41 %42 %66

-

%23 %42 %42 15 -  
% 4 %54 % 63 -  
. % 42 %41 %24 -

: \_\_\_\_\_ -2

" " 1997 Vinkour&al "  
"1993 kurdeck " "1996 cohen &al

"1990 Greenstein1990 "

"1989 boldjer&al "

- .1998

(

1990Conjer&al

"

1991 Lorenz&al

" "

.(14 1998 ) .

:

1982Kobaza&al

" "

:

-

-

,  
)

(15 1998

:

"1981" "

-  
-  
-  
-  
-  
-  
-

(16 .1993 ) .

"1984 Braham "

"Albee "

1983 Sarson "

:

-

( )

-

.

( )

)

(

.1993Hobfoll " "

.

1988 Elder&Caspi " " "

.

"1990 Conjer&al "

.

"1990Voydanoff "

( 31 . 1998. ).

\_\_\_\_\_ \*

"1977lee "

"1992sears&galambos "

"

"1992 vannoy&philiber

468

1997

:

:

(221 .1997 . ).

1997

.

:

.

:

-

.

-

-

-

-

-

.

.

.



(136 1997 ).

-3

"1977 kunz&Albercht.

"

2054

%83

%70

%65

%45

1994

303

((

.):

.(

( )

:

:

:

:

.  
.  
.(141 1987 )

.  
.  
:  
.  
1998 .

1946" Landis "

:

-

-

-

-

-

"1978 Dean "

(117)

. :  
(144 1987 )

"1974Dean&Lucas "

:  
-  
-  
-  
-

%47

. %43 %57

.

1987

( )

).

(146 1987

" 1966 "

50

"

300

"1987 Conley&kelly

1930

couple

1980

50

288

22

.1980 1935

1930

:

"1946 Adams "

100

"1947 Terman & Oden

"

14 7

18

:

-1

"

" 1967 Murstein

1841

1975" Glenn

"

)

2012

1972

60

18

(

1974

( .05 )

)

(30

). ( 30-18)

(177 1986

" 1970 Hoffman "

15

15

1968" Baker&Luther "

38

38

( )

"1966Sollanger "



).

(182 1986

: -5

"1973 weiss&Al

"

. "1982 Jakobson&al

"

"1990

"

"1991 huston&al "

"1990 Conjer&al " .

"1993Gottman "

:

"1993Gottman "

:

.

.

.

-  
-  
-  
-  
-

: \_\_\_\_\_ -6

"

"1985,1989,1992Fincham&Bradbury

. "1983 ..Floyd&Markman

."1996 Fein "

.

.

(" 5 1992 . Gottman&katz )

"1994 fincham "

"1991 Hurvitz&Strauss

"

:

:

:

:

:

:

:

(97 1991 Hurvitz&Strauss

).

"1998 Bouchard & al" "  
coping strategies

"1986 Miller & Al" "

"Locus of control"

:

: -  
: -

.

:

-

“ ”

:

:

:

= /

= /

= /

= /

= /

/

( )

( )

:

:

-

( )

-

-

1982

" 1982 walsh& taylor. "

" 1982 Gupta&Singh "

10 5

) .

(366 1995Philipchalk



"1991 Murstein&Al

"

"

"1992 Baldwin et al

(367 1995 ).

"

. "1992 Baldwin et al

"downey&al

"

" 1993 Baumeister& al

"

Bersheid " ;" 1985 meyers "

" 1999

()

(163 1999 ) .

:1988 clark &reis "

liking .

"1988 Fisher "

( 394 1995 Philipchalk ) .

".1996 Murray&al "

)

(

...

"1988 Elaine "

:

-

-

.

.

1996

.(165 1999 )

"1985 Keith&David "

:

.

:

1988

\*

\*

\*

"1986 Sternberg"

"

:

.

/

.

.(164 1999

) .

passionate love

—  
-

Companionate love.

-

.

.

.

(390 1995 philipchalk )

6 1973"1988Alan "

:

:

\*

Eros passion

Ludus game playing

Storage friendshiplove

\*

Mania obsessive possissive love

Pragma practical shopping love lest

Agape altruistic selfless love

Pragma

. Eros

Ludus

.Storage

Mania

Eros

.

Ludus

(392 1995 ).

/

/

(Markman 1993 ).

(1989 Olson&larson ) .

:

-

.

.

.

.

(7 1997 Halford&al ).



.

:

-  
-  
-

---

" "

(395 1995 )

12

1992

Hatcher &all 1990 masters&all (395 1995philpchalk )

"1980 Mosher "

:

---

:

\*

.

:

\*

.

---

.

---

. (166 1999 ).

"1991 kurdeck "

.

(317 . 1967 Dick . ).

100.000 " 1976 koch "  
".1969 Hunt " 1985"Stean "  
%50

:1956 Montagu

." 1977 Kirpatrick

"

"

."1981 Fein " " 1978 Deberger

hedonistic

"

"1975 hindin

" .the age of sensation"

"6 1985Strean "

" 1981 Fein "

% 50

"1956Montagu "

"1980 Brody "

) .

(8 1985

1997 .

( 37 1997 )

" 1985" Dujardin" " couple fourghali."

"1984 "

.acculturation

:                      **-10**

(172 1981 )

"1999 Benoit "

.

.

:

-

-

-

.

1999

6

.

:1981

:

:

.

-

:

\*

.



:1961" "

-

.(376 1981 ).

	:		- I
:		-1	
		1-1	
		2-1	
:		-2	
		1-2	
		2-2	
	:		- II
		-1	
		1-1	
		2-1	
:		-2	
		1-2	
		2-2	
	:		III
		-1	
		1-1	
		1-2	
:		-2	
		1-2	
		2-2	
			- IV

\_\_\_\_\_

( fruzzette et jackobson 1991)

sager1976

(.314 Elkaim1995 )

intrapersonel

interpersonel



(2 1995 ).

:

.

/

:

-

-

-

.

.

.

(2 .1995 )

.

.

(81 1967 ) .





(1 .1985.strean. ).

.

.

.

.

.

.

.

.

.





1975

1939

1977

1977

12 .

:

anaclitique

vulnerabilities

\_\_\_\_\_

**Clinging love: :**

:

**Sadistic love: :**

**Rescuing love: :**

**Compulsive love: :**



**Unrequited love: :**

**:Celebrate love :**

**Homosexual love.:**

**Critical love :**

**Loving partner's parents: :**

**Revengeful love: :**

**:**

**Nature and nurture :**

1972

: \_\_\_\_\_ **2-1**

: -

.

.

.

-

-

(j. Carlson et al 1997 p 72. )

**Transfert familial**

:

.

.

(p,143 | Eigner). /

.

.

).

(71 .1997

**An attachment perspective :** **-2**

\_\_\_\_\_:

19691982

.

\_\_\_\_\_:

Shaver&hazan1987





:

.

:

.

:

Bartholomew1990

fearful type -1

dismissing type -2

.

:\_\_\_\_\_

main&al

.

:

secure autonomous -

dismissing -

-

unresolved undividual -

\_\_\_\_\_

:

-

.

.

: \_\_\_\_\_

1996 Jeffrey & aL

hazan&shaver 1987

Senchak&leonard1992

.

: \_\_\_\_\_

( 185.1996simpson&al.

)

: \_\_\_\_\_

18

crowell et al1995

\_\_\_\_\_

collins & read 1990

187

1994

fraley .davis 1994

owens

189

1989 bowlby

-

⋮ \_\_\_\_\_

193 .

⋮ \_\_\_\_\_

197 .

working models

schemas

beck

\_\_\_\_\_ : - II

Systems theory : \_\_\_\_\_

.

:

-

-

.

-

.

-

-

.

-

.

-

-

-

-

-

.





**:1978**

. surfonctionnement

. processus

:

Elkaim199569 .

.

.

.

.

.

:

:

.

l'angoisse

\*

:

72

\_\_\_\_\_

100 0

Fonctionnement humain

( (

Unité émotionnelle familial

Masse moïque familiale

indifférenciée

fusion  
moïque

autonomisation

émotionnelle

soi partiels

Attachement émotionnel irrésolu

Projection familiale

Indifferenciation .

:

.

-

-

-

73

.

triangulation

Bowen

. outsider

transmission multigénérationnelle

\_\_\_\_\_

le concept de processus émotionnel dans la famille nucléaire

.

:

**la distance émotionnelle**

-

interioriser la distanciation

Divorce émotionnel

le conflit conjugal

-

.

.

## Le dysfonctionnement d'un des conjoints

Le dysfonctionnement d'un des conjoints -  
conjoints

la projection du problème sur un -  
enfant

86 .

\_\_\_\_\_

:



Contact émotionnel

:

.

.

.

:

not to be triangulated

Asking frequent factual questions

Emotional neutrality.

Genograms :

detriangling :

;1997 Carlson&all

:

:

-

-  
HOMEOSTASIS  
-

46 .

:-

.Self differentiation  
-

\_\_\_\_\_

1972

intégrité

.

.

réunion des parties

:

(

( 1998

la reconstruction familiale

12 6

Maria gomori&joan e.winterin el kaim

COOPING

-  
-  
-

. 48 J.CARLSONet all1997

:

:

transactions

.

.

.

.

:

\_\_\_\_\_

.



.  
:  
-  
.making contact.  
-  
.

chaos  
-  
-  
.

integration  
-  
:  
\_\_\_\_\_

.  
genogram  
-  
:  
.  
.  
.

**ropes** -

analogy

**: methaphor**

pod

touch:

**sculpture:**

**drama**

**Family reconstruction**

**reframing :**

**Humor:**

**Verbalizing presuppositions**

**denominalization**

**anchoring**

**Multiple family therapy**

**Communication stances**

**I statements**

50carlson

:\_\_\_\_\_

dysfonctionnel

fonctionnel

408

durbin1981

:

1991

non

congruent

et validé et confirmé

:

1991

\_\_\_\_\_

**L'apaisement** -

**condamnation** -

**huperraisonable**





: \_\_\_\_\_

1963

1962

1959

1958

Interfamiliales

307

## Shémas

.

.

:

-

-

-

\_\_\_\_\_

\_\_\_\_\_

richard stuart

1969

thibaut et kelly1959

fallon 1991

robert liberman 1970

pattersson1974

holtzworth monroe et jackobson 1991

( (

:

Jackobson1979;stuart 1980 ,liberman&al1981

:\_\_\_\_\_

.

jackobson et margolin 1979

.





: \_\_\_\_\_

Gottman 1979 jackpbson et margoline 1979 weiss1978.

Holtzworth munroe et jackobson 1991

Jackobson et al1980 markman1981

stuart 1969

jackobson et

margolin

Compte en banque Gottman et all 1976

320 .



thibaut et kelly 1959

;1970 ;gottman 1979 patterson et reid Gottman et al 1979

1979

.jackobson et margoline 1977323

Jaslean j.la thaillande&neil s.jackobson

⋮ \_\_\_\_\_

-

-

.

⋮

.

324 .

⋮ \_\_\_\_\_

⋮

⋮ \_\_\_\_\_

.

.margoline1983

325 .

spanier 1976

: \_\_\_\_\_

90 60

20

.

.

.

.

.

:

\_\_\_\_\_

.

:

\_\_\_\_\_

.

\_\_\_\_\_

.

.

.

behavior couple therapy.bct

1145 2000 (

– .332 2000. .(

**jacobson and**

**Christensen.**

promoting emotional

acceptance

promoting change

Integrative behavioral couple therapy IBCT

:Hoffman

:



/(1

BAUCOM AND HOFFMAN.1986

/ 2

/3

/4

\_\_\_\_\_

/1

\_\_\_\_\_

.

.

·  
·  
·

.

·  
·  
·

.

.

·  
·  
·

.

1992

.

arbitrary reinforcement : \_\_\_\_\_ **1**

: \_\_\_\_\_ **2**

natural reinforcement

3 \_shaped behavior) contingency \_\_\_\_\_

)4Rule governed behavior). \_\_\_\_\_

1

---

---

:

(1

---

spanier1976 das

commitment.adams&al1997

1976

.

—

.

—

.

.

.

.

.

—





.

\_\_\_\_\_

.

—

.

.

.

.

:

:

.

:

.

:

:

:

:

.

.

.

:

.

:

.

.

:\_\_\_\_\_

20

.

\_\_\_\_\_

.

.

\_\_\_\_\_

.



---

:

-

-

.

-

.

-

.

.

.

---

.

.

.

.

•  
•

---

•

•

---

•  
•

•

•

---

•

•

\_\_\_\_\_

.

\_\_\_\_\_

.

.

.

.

\_\_\_\_\_

.

.

.

\_\_\_\_\_

.

\_\_\_\_\_

.

.

.

.

.

.

.

.

.

.

.

.

.

.

.

.

.

.

.

.

.

.

.

.

.

.

.

.

.

.

.

.

.

.

.

.

.

.

.

.

.

.

.

.

.

.

.

.

.

.

.

.

.

.

.

.

.

.

.

.

.

.

.

.

.

.

.

.

.

.

---

.

.



.

⋮ \_\_\_\_\_

.

.

\_\_\_\_\_

⋮

.

jakobson&al1987.

.

.

:

:

.

:

.

.

.

:

.

---

brainstorming

2000

:

:

:

:

14

Fincham1987.G.Margolin1983

wills.weiss&

paterson 1974

(

knowwing

:

:

% 25





negative exaltation

1988

tit for tat -

\_\_\_\_\_

editing

\_\_\_\_\_

Weiss&heyman 1990

Meta communication

bloom&margolin1992

keicolt

glaser&al 1987

/

90

24

24

30

:

.

:

-

:

-

-

-

Epinephrine and prolactin.

-

1993

vivian1995

%90

1991

1995

:

:

.

.

\_\_\_\_\_

1994

.

:

:

validators

volatile

.

conflict minimising

.33 -18 .

barometre



10

1991

Distal context.



1994

.

:

p -1

q

.

.

: \_\_\_\_\_ -2



- -

:

.

.

.

.

.

.

:


\_\_\_\_\_

1991

.

.

negative cognitive representation



relevant stimulus

self relevant

lazarus&smith1988

appraisals

:

45

lazarus&smith

:

1987

distal context

-

proximal context

-

:

:

-1

-2

\_\_\_\_\_

:

assumptions:\_\_\_\_\_

\_\_\_\_\_

standards:\_\_\_\_\_

1996

**Selective attention :**\_\_\_\_\_

attributions :

murnoe1985-jacobson&holtzworth -maintaining -Distressed

Bradbury&fincham.1992

expectancies :\_\_\_\_\_

( -

:

\_\_\_\_\_

:

-1

1983



-

( -

-2

clear communication

-3

Stuart.1980.

(

-

-4

Thematic issues in couple interactions : \_\_\_\_\_

The issue of boundaries : \_\_\_\_\_

couple

Power issue : \_\_\_\_\_

investment : \_\_\_\_\_

: \_\_\_\_\_

**CARING DAYS :**

:

DENOMINALIZATION

: \_\_\_\_\_

COMMUNICATION SKILLS TRAINING

POSITIVE FEEDBACK

CONTRACTING \_\_\_\_\_

—

**Decision making skills :**

power gram.

**conflict management skills**

fatigue

reflex

trigger

commitment

**. Rapprochement**

**reconsolidation**

**maintenance** of therapeutic outcome.

:

-

-

-

-

-

-

**cognitive restructuring**

---

71 .

---

boisvert&beaudry2003

:



Unité émotionnelle

Bowen

familial

fusion  
moïque

1972

intégrité

.Interfamiliales

307 .

Shémas





197 .

working models

schemas

beck





.

:

.

:

21 77

18 19 19

35.40 8.06 35.31

19 20 8.31

. 55 57

27

6.58 7.84

2.8

.107

:

:

.

:

:

(1

**( DAS)Dyadic adystmnt scale**

**Graham spanier**

:

:

32

:

dyadic satisfaction.16,17,18,19,20,21,22,23,31,32:

Dyadic . 28 24,25,26,27:

cohesion

6 4 .15 1 :

Dyadic consensus

Affectional .4,6,29,30 :

expression

218

:

94

30.04

35.1

.50 13.02

114.8

23.8

70.7 17.08

:

151 0

:

0.96

.73. 90. 81. 94.

DS.DCOH.DCON.AE.

:

SPANIER 1976.

: (2

Index of Marital satisfaction

.

Walter w.hudson

25

( )

.

.

.

125 0

75

75

.

:

1803

:

0.96 =



:

Hudson;1982.

(3

Primary communication inventory

. . . . . :

H.J.Locke.F.Sabaght ;& Marry M .Thomes

:

:

25

24

24

105.1

105.4

81.1 81.6

17. 15 8

:

5 1

Navran1967.

Marital comparaisn level index : (4

Ronald Sabatelli

32

3- 3+ 7

0

3- 1

. 3+ 7 0 4

:

300

38

36.1

149.7

144.7

0.93.

Sabatelli 1984

Marital happiness scale :

(5

Nathan H.Azrin .Barry Tnaster & robert Jones

10

100

10

24

Azrin & AL 1973 .

.

.

:

.

1984

.

1-

.214 2002 .

: 2 .

0.94 32 : (1

0.94= 25 : (2

. 25 : (3

0.91 32 : (4

0.84 10 : (5

:

. 146 1993

37

40

. 2

001

1999

.

.2

.

.

:

180

400

66 18

220

43

37.74

11.20

700

.

400

4

700

:

SPSS

174

5

100

**32**

32

**spss**

**4**

:

:

**-1**

.

.

.

**SPSS**

: segmentation analysis

**-2**

.



**-1**

**-2**

**:**

**-1**

**:**

:

.

:

23

23

. 30

30

1

1

--	--	--	--	--	--	--

118.45		140.26	85.39	92.47	119	23
123.88	67	145.65	86.20	96.91	167	<b>30-23</b>
121.02	65.37	147.73	83.50	95.33	114	<b>30</b>
121.45	65.65	144.64	85.19	95.14	400	

.2

		<b>Sum of Squares</b>	<b>df</b>	<b>Mean Square</b>	<b>F</b>	<b>Sig.</b>
Degré de satisfaction en mariage	Between Groups	299.218	2	149.609	.229	.795
	Within Groups	259439.659	397	653.500		
	Total	259738.877	399			
degré de communication	Between Groups	1245.812	2	622.906	2.534	.081
	Within Groups	97584.978	397	245.806		
	Total	98830.790	399			
degré d'anticipation	Between Groups	6077.095	2	3038.548	1.734	.178
	Within Groups	695638.495	397	1752.238		
	Total	701715.590	399			
degré de bonheur	Between Groups	2612.257	2	1306.129	2.837	.060
	Within Groups	182804.440	397	460.465		
	Total	185416.697	399			
test de compatibilité	Between Groups	2413.838	2	1206.919	1.825	.163
	Within Groups	262551.259	397	661.338		
	Total	264965.097	399			

LEE

:

Kuh & maclean

.

25

.

.

:

31

. 44

44 31

.3

: 3

119.59	61.52	137.76	84.80	93.02	106	<b>31</b>
124.73	68.45	151.69	86.19	97.66	199	<b>44-31</b>
116.65	64.37	137.57	83.54	92.21	95	<b>44</b>
121.45	65.65	144.64	85.19	95.14	400	

: 4

		<b>Sum of Squares</b>	<b>df</b>	<b>Mean Square</b>	<b>F</b>	<b>Sig.</b>
Degré de satisfaction	Between Groups	2560.062	2	1280.031	1.976	.140
	Within Groups	257178.815	397	647.806		
	Total	259738.878	399			
degré de communication	Between Groups	471.670	2	235.835	.952	.387
	Within Groups	98359.120	397	247.756		
	Total	98830.790	399			
degré d'anticipation	Between Groups	19705.040	2	9852.520	5.735	.004
	Within Groups	682010.550	397	1717.911		
	Total	701715.590	399			
degré de bonheur	Between Groups	3522.538	2	1761.269	3.844	.022
	Within Groups	181894.160	397	458.172		
	Total	185416.698	399			
test de compatibilité	Between Groups	4697.120	2	2348.560	3.582	.029
	Within Groups	260267.978	397	655.587		
	Total	264965.097	399			

:

-

95.14

. 25.51

44 31

97.66

. 23.96

. 44

31

2

.

:

(

85.19

15.73

86.19

15.18.

.

.

.

.

:

-

144.64

41.93



44 -31

151.69

39.31

137.54

31

137.76

. 44

.2

0.001

.

:

-

65.65

21.55

68.45

44 -31

61.5

0.05

. 2

.

:

-

25.76

121.45

44(31

124.73

44

116.19

.0.05

. 44 - 31

lee

.

.

44

50

45

1931

5

6

: (5) \_\_\_\_\_

122.01	64.42	145.82	84.4	94.55	116	<b>32</b>
123.09	67.20	147.13	186.0	97.47	183	<b>44 - 33</b>
117.831	64.24	138.72	84.60	92.01	101	<b>44</b>
121.45	65.65	144.64	85.19	95.14	400	

ANOVA

: 6

		<b>Sum of Squares</b>	<b>df</b>	<b>Mean Square</b>	<b>F</b>	<b>Sig.</b>
Degré de satisfaction en mariage	Between Groups	299.218	2	149.609	.229	.795
	Within Groups	259439.659	397	653.500		
	Total	259738.877	399			
degré de communication	Between Groups	1245.812	2	622.906	2.534	.081
	Within Groups	97584.978	397	245.806		
	Total	98830.790	399			
degré d'anticipation	Between Groups	6077.095	2	3038.548	1.734	.178
	Within Groups	695638.495	397	1752.238		
	Total	701715.590	399			
degré de bonheur	Between Groups	2612.257	2	1306.129	2.837	.060
	Within Groups	182804.440	397	460.465		
	Total	185416.697	399			
test de compatibilité	Between Groups	2413.838	2	1206.919	1.825	.163
	Within Groups	262551.259	397	661.338		
	Total	264965.097	399			

(7)

.(8)

:7

124.27	68.89	148.22	87.75	96.31	129	<b>3</b>
121.50	65.25	145.76	84.02	94.86	170	<b>8-3</b>
117.75	62.16	138.18	83.90	94.10	101	<b>8</b>
121.45	65.65	144.64	85.19	95.14	400	

		<b>Sum of Squares</b>	<b>df</b>	<b>Mean Square</b>	<b>F</b>	<b>Sig.</b>
Degré de satisfaction en mariage	Between Groups	299.218	2	149.609	.229	.795
	Within Groups	259439.659	397	653.500		
	Total	259738.877	399			
degré de communication	Between Groups	1245.812	2	622.906	2.534	.081
	Within Groups	97584.978	397	245.806		
	Total	98830.790	399			
degré d'anticipation	Between Groups	6077.095	2	3038.548	1.734	.178
	Within Groups	695638.495	397	1752.238		
	Total	701715.590	399			
degré de bonheur	Between Groups	2612.257	2	1306.129	2.837	.060
	Within Groups	182804.440	397	460.465		
	Total	185416.697	399			
test de compatibilité	Between Groups	2413.838	2	1206.919	1.825	.163
	Within Groups	262551.259	397	661.338		
	Total	264965.097	399			

1988

1977

1969

:

: \_\_\_\_\_

: 9

<b>124.3</b>	<b>67.50</b>	<b>147.38</b>	<b>83.46</b>	<b>97.13</b>	<b>180</b>	
<b>119.12</b>	<b>54.1409</b>	<b>142.40</b>	<b>86.60</b>	<b>93.50</b>	<b>220</b>	
<b>121.45</b>	<b>65.65</b>	<b>144.64</b>	<b>85.19</b>	<b>95.14</b>	<b>400</b>	



		<b>Sum of Squares</b>	<b>df</b>	<b>Mean Square</b>	<b>F</b>	<b>Sig.</b>
Degré de satisfaction en mariage	Between Groups	1304.368	1	1304.368	2.009	.157
	Within Groups	258434.510	398	649.333		
	Total	259738.878	399			
degré de communication	Between Groups	977.608	1	977.608	3.976	.047
	Within Groups	97853.182	398	245.862		
	Total	98830.790	399			
Degré d'anticipation	Between Groups	2464.012	1	2464.012	1.402	.237
	Within Groups	699251.578	398	1756.914		
	Total	701715.590	399			
degré de bonheur	Between Groups	1117.066	1	1117.066	2.412	.121
	Within Groups	184299.632	398	463.064		
	Total	185416.698	399			
test de compatibilité	Between Groups	2653.611	1	2653.611	4.026	.045
	Within Groups	262311.486	398	659.074		
	Total	264965.097	399			

: /

97.13

3 93.50

.4 .

: /

. 86.60

. 0.05

: -

147

. 142

.

-

67.50

64.14

.4

:

-

124.30

. 119.12

0.05

.

0.05

.

.1975

0.05

.

1990tannen

398

.

.

. 399

:

beck

-

-

-

-

-

-

-

: \_\_\_\_\_

4

17 - 4

. 11

. 17

122.15	63.58	143.62	85.21	95.75	124	<b>4</b>
122.36	66.84	147.01	85.39	95.53	173	<b>17 - 4</b>
119.07	66.13	141.89	84.82	93.74	103	<b>17</b>
121.45	65.65	144.64	85.19	95.14	400	

		<b>Sum of Squares</b>	<b>df</b>	<b>Mean Square</b>	<b>F</b>	<b>Sig.</b>
Degré de satisfaction en mariage	Between Groups	11635.487	5	2327.097	3.696	.003
	Within Groups	248103.390	394	629.704		
	Total	259738.878	399			
degré de communication	Between Groups	5497.163	5	1099.433	4.641	.000
	Within Groups	93333.627	394	236.887		
	Total	98830.790	399			
degré d'anticipation	Between Groups	22017.081	5	4403.416	2.553	.027
	Within Groups	679698.509	394	1725.123		
	Total	701715.590	399			
degré de bonheur	Between Groups	7761.125	5	1552.225	3.442	.005
	Within Groups	177655.572	394	450.902		
	Total	185416.697	399			
test de compatibilité	Between Groups	15949.387	5	3189.877	5.047	.000
	Within Groups	249015.710	394	632.020		
	Total	264965.098	399			

: -

. 13

:13

114.31	60.36	134.10	80.77	88.57	117	
123.86	66.05	147.95	86.08	97.81	173	<b>2 -1</b>
125.24	70.64	150.64	88.49	97.92	110	
121.45	65.65	144.64	85.19	95.14	400	

0.001

0.005

. 14

: 14 \_\_\_\_\_

		<b>Sum of Squares</b>	<b>df</b>	<b>Mean Square</b>	<b>F</b>	<b>Sig.</b>
Degré de satisfaction en mariage	Between Groups	11635.487	5	2327.097	3.696	.003
	Within Groups	248103.390	394	629.704		
	Total	259738.878	399			
degré de communication	Between Groups	5497.163	5	1099.433	4.641	.000
	Within Groups	93333.627	394	236.887		
	Total	98830.790	399			
degré d'anticipation	Between Groups	22017.081	5	4403.416	2.553	.027
	Within Groups	679698.509	394	1725.123		
	Total	701715.590	399			
degré de bonheur	Between Groups	7761.125	5	1552.225	3.442	.005
	Within Groups	177655.572	394	450.902		
	Total	185416.697	399			
test de compatibilité	Between Groups	15949.387	5	3189.877	5.047	.000
	Within Groups	249015.710	394	632.020		
	Total	264965.098	399			



.

.

:

-

. 15

: 15

122.62	62.15	145	85.23	96.92	51	
121.30	66.02	144	85.45	94.97	298	<b>4</b>
121.15	66.96	145.64	83.60	94.35	51	<b>4</b>
121.45	65.65	144.64	85.19	95.14	400	

		<b>Sum of Squares</b>	<b>df</b>	<b>Mean Square</b>	<b>F</b>	<b>Sig.</b>
Degré de satisfaction en mariage	Between Groups	25414.752	5	5082.950	8.547	.000
	Within Groups	234324.125	394	594.731		
	Total	259738.878	399			
degré de communication	Between Groups	10472.493	5	2094.499	9.340	.000
	Within Groups	88358.297	394	224.260		
	Total	98830.790	399			
degré d'anticipation	Between Groups	54174.462	5	10834.892	6.593	.000
	Within Groups	647541.128	394	1643.505		
	Total	701715.590	399			
degré de bonheur	Between Groups	17340.661	5	3468.132	8.130	.000

207 .

couple

: -

.17

: 17

106.44	57.22	130	75.44	87	9	
103.82	54.10	125.72	79.89	80.03	29	
122.30	64.65	149.10	83.02	91.60	46	
120.10	64.29	141.17	83.18	94.94	158	
126.98	69.74	151.41	89.64	100.08	150	
120.25	72.75	145.75	84.25	90.50	8	
121.45	65.65	144.64	85.19	95.14	400	

**ANOVA : 18** \_\_\_\_\_

		<b>Sum of Squares</b>	<b>df</b>	<b>Mean Square</b>	<b>F</b>	<b>Sig.</b>
Degré de satisfaction en mariage	Between Groups	11635.487	5	2327.097	3.696	.003
	Within Groups	248103.390	394	629.704		
	Total	259738.878	399			
degré de communication	Between Groups	5497.163	5	1099.433	4.641	.000
	Within Groups	93333.627	394	236.887		
	Total	98830.790	399			
degré d'anticipation	Between Groups	22017.081	5	4403.416	2.553	.027
	Within Groups	679698.509	394	1725.123		

	Total	701715.590	399			
degré de bonheur	Between Groups	7761.125	5	1552.225	3.442	.005
	Within Groups	177655.572	394	450.902		
	Total	185416.697	399			
test de compatibilité	Between Groups	15949.387	5	3189.877	5.047	.000
	Within Groups	249015.710	394	632.020		
	Total	264965.098	399			

:

:

. 0.001 .

:

-

.

:

-

.

.

:

-

.0.001

-

0.001.

.19

: 19

117.95	61.66	135.58	74.45	92.66	
104.75	51.35	120.87	77.40	77.53	
118.73	62.91	137.09	81.49	91.53	
127.18	71.18	155.22	87.68	101.64	



123.96	67	148.16	89.77	97.05	
125.80	77	143.60	94.80	108	
121.45	65.65	144.64	85.19	95.14	

: 20

		<b>Sum of Squares</b>	<b>df</b>	<b>Mean Square</b>	<b>F</b>	<b>Sig.</b>
Degré de satisfaction en mariage	Between Groups	25414.752	5	5082.950	8.547	.000
	Within Groups	234324.125	394	594.731		
	Total	259738.878	399			
degré de communication	Between Groups	10472.493	5	2094.499	9.340	.000
	Within Groups	88358.297	394	224.260		
	Total	98830.790	399			

degré d'anticipation	Between Groups	54174.462	5	10834.892	6.593	.000
	Within Groups	647541.128	394	1643.505		
	Total	701715.590	399			
degré de bonheur	Between Groups	17340.661	5	3468.132	8.130	.000
	Within Groups	168076.037	394	426.589		
	Total	185416.698	399			
test de compatibilité	Between Groups	21509.010	5	4301.802	6.962	.000
	Within Groups	243456.088	394	617.909		
	Total	264965.098	399			

galligan

1978 & bahr



90.9375	41.7500	101.5000	67.9375	62.0000	16	
111.0455	53.6818	122.3182	75.6818	84.2273	22	
121.4603	65.7950	144.8075	84.6109	96.5146	239	
127.5000	70.9375	154.3571	90.9107	99.3661	112	
124.9091	67.4545	149.6364	83.81	92.3636	11	
121.45	65.65	144.64	85.19	95.14	400	

		<b>Sum of Squares</b>	<b>df</b>	<b>Mean Square</b>	<b>F</b>	<b>Sig.</b>
Degré de satisfaction en mariage	Between Groups	22728.779	4	5682.195	9.470	.000
	Within Groups	237010.099	395	600.026		
	Total	259738.878	399			
degré de communication	Between Groups	10517.525	4	2629.381	11.760	.000
	Within Groups	88313.265	395	223.578		
	Total	98830.790	399			
test de compatibilité	Between Groups	21508.924	4	5377.231	8.724	.000
	Within Groups	243456.174	395	616.345		
	Total	264965.097	399			
degré d'anticipation	Between Groups	51595.411	4	12898.853	7.837	.000
	Within Groups	650120.179	395	1645.874		
	Total	701715.590	399			
degré de bonheur	Between Groups	15462.681	4	3865.670	8.984	.000
	Within Groups	169954.016	395	430.263		
	Total	185416.697	399			

:

-

.

0.001

.

:

. 0.001

:

.

.

:

154.35

.149.63

144.80

0.001

:

70

67

51

41

0.001

1996 1997.

. 1993 kurdeck

. 1990 Greenstein

1989 boldjer& al

1998

1990

1991

. 14



1988

1990

. 29

1990

. 31

: -

116.13	60.59	138.97	84.84	90.55	97	
119.48	64.15	141.26	81.77	92.89	146	
126.44	70.07	150.84	88.62	99.83	138	
125.66	70.73	153.20	86.80	101.53	15	
134.25	71.50	159.50	94.25	102.50	4	
121.45	65.65	144.64	85.19	95.14	400	

		<b>Sum of Squares</b>	<b>df</b>	<b>Mean Square</b>	<b>F</b>	<b>Sig.</b>
Degré de satisfaction en mariage	Between Groups	6641.580	4	1660.395	2.591	.036
	Within Groups	253097.297	395	640.753		
	Total	259738.878	399			
degré de communication	Between Groups	3709.013	4	927.253	3.850	.004
	Within Groups	95121.777	395	240.815		
	Total	98830.790	399			
degré d'anticipation	Between Groups	12076.317	4	3019.079	1.729	.143
	Within Groups	689639.273	395	1745.922		
	Total	701715.590	399			
degré de bonheur	Between Groups	6027.484	4	1506.871	3.318	.011
	Within Groups	179389.213	395	454.150		
	Total	185416.697	399			
test de compatibilité	Between Groups	7665.248	4	1916.312	2.942	.020
	Within Groups	257299.850	395	651.392		
	Total	264965.097	399			

60.59

71.50

:

. 90.55

. 0.05

102

:

84

81

94

.

:

60.59

71.50

.

.

:

119

116

. 0.05

134

:

159

.

lee

.

.

sears & galambos 1992

vannoy & philiber 1992

.

.

:

120.03	63.54	141.86	80.25	94.72	132	
120.19	65.98	145.61	85.80	93.95	161	
124.24	67.08	145.32	90.60	96.66	95	
129.10	73.80	160.90	89	104.	10	
145.50	69.50	136.50	86	101.5	2	
121.45	65.65	144.64	85.19	95.14	400	

1998

		<b>Sum of Squares</b>	<b>df</b>	<b>Mean Square</b>	<b>F</b>	<b>Sig.</b>
Degré de satisfaction en mariage	Between Groups	1334.279	4	333.570	.510	.728
	Within Groups	258404.599	395	654.189		
	Total	259738.878	399			
degré de communication	Between Groups	6199.717	4	1549.929	6.609	.000
	Within Groups	92631.073	395	234.509		
	Total	98830.790	399			
degré d'anticipation	Between Groups	3991.636	4	997.909	.565	.688
	Within Groups	697723.954	395	1766.390		
	Total	701715.590	399			
degré de bonheur	Between Groups	1491.600	4	372.900	.801	.525
	Within Groups	183925.098	395	465.633		
	Total	185416.698	399			
test de compatibilité	Between Groups	3000.424	4	750.106	1.131	.341
	Within Groups	261964.673	395	663.202		
	Total	264965.098	399			

0.001

26

:  
: 27

123.69	66.60	147.52	86.11	97.43	320	
112.	62.46	132.53	82.04	85.15	73	
117.71	55.42	139.14	76.14	94.42	7	
121.45	65.65	144.64	85.19	95.14	400	



		<b>Sum of Squares</b>	<b>df</b>	<b>Mean Square</b>	<b>F</b>	<b>Sig.</b>
Degré de satisfaction en mariage	Between Groups	8977.071	2	4488.535	7.106	.001
	Within Groups	250761.807	397	631.642		
	Total	259738.878	399			
degré de communicatio	Between Groups	1569.106	2	784.553	3.202	.042
	Within Groups	97261.684	397	244.992		
	Total	98830.790	399			
degré d'anticipation	Between Groups	13578.822	2	6789.411	3.917	.021
	Within Groups	688136.768	397	1733.342		
	Total	701715.590	399			
degré de bonheur	Between Groups	1762.222	2	881.111	1.905	.150
	Within Groups	183654.476	397	462.606		
	Total	185416.697	399			
test de compatibilité	Between Groups	8223.297	2	4111.649	6.358	.002
	Within Groups	256741.800	397	646.705		
	Total	264965.098	399			

:

97.43

0.01

85.15

:

86.11

82.04

0.05

:

147.52

132.53

0.05

:

66

62

:

123

0.01

112

:

: 29

122	87	147	86.1	97.42	321	
113	60.89	131.51	81.72	85.86	79	
121.45	65.65	144.64	85.19	95.14	400	

		<b>Sum of Squares</b>	<b>df</b>	<b>Mean Square</b>	<b>F</b>	<b>Sig.</b>
Degré de satisfaction en mariage	Between Groups	8480.880	1	8480.880	13.434	000
	Within Groups	251257.998	398	631.302		
	Total	259738.878	399			
communication	Between Groups	1.581	1	1.581	3.222	027
	Within Groups	195.356	398	491		
	Total	196.937	399			
anticipation	Between Groups	4.780	1	4.780	9.898	002
	Within Groups	192.198	398	483		
	Total	196.978	399			
degré de bonheur	Between Groups	2224.629	1	2224.629	4.833	028
	Within Groups	183192.068	398	460.282		
	Total	185416.698	399			
compatibilité	Between Groups	1.140	1	1.140	4.588	006
	Within Groups	98.860	398	248		
	Total	100.000	399			

0.05

0.001

1974

·  
·  
:  
: **31**

114.31	58.42	133.91	80.57	87.89	145	
125.50	69.76	150.74	87.82	99.26	255	
121.45	65.65	144.64	85.19	95.14	400	

:

99.26

87

.0001

:

87.82

80

0.001

.

:

125

0.001

.

114.13

:

150.74

133.93

0.001

:

69.76

58.52

0.001

: ( )

33

( )

104.46	52.48	127.20	80.53	76.82	39	
115.49	60.34	135.28	83.68	88.16	132	
127.78	70.95	153.01	86.86	102.28	229	
121.45	65.65	144.64	85.19	95.14	400	

: 34



:

()

88.16

76.82

()

102.28

.

:

()

83.68

80.53

()

86.86

0.05

:

()

127.20

135.28

()

.

153.01

:

()

60.34

52.48

()

70.95

:

()

115.49

104.46

()

127.78

0.001

% 40

%14

% 19

% 73

% 87

211

**1984 foughali**

**dujardi**

**Unité émotionnelle familial**

**Bowen**

fusion  
moïque

autonomisation

émotionnelle

Soi partiels .

Attachement émotionnel irrésolu

Projection

familiale.

Indifferenciation

✓

✓



.73 .

.

1996

.

:

35

120.91	67.08	148.12	85.27	95.68	160	
118.75	61.86	137.48	82.11	91.72	68	
123.02	65.81	144.23	86.33	95.98	172	
121.45	65.65	144.64	85.19	95.14	400	

		<b>Sum of Squares</b>	<b>df</b>	<b>Mean Square</b>	<b>F</b>	<b>Sig.</b>
Degré de satisfaction en mariage	Between Groups	966.835	2	483.417	.742	.477
	Within Groups	258772.043	397	651.819		
	Total	259738.877	399			
degré de communication	Between Groups	869.389	2	434.695	1.762	.173
	Within Groups	97961.401	397	246.754		
	Total	98830.790	399			
degré d'anticipation	Between Groups	5451.878	2	2725.939	1.554	.213
	Within Groups	696263.712	397	1753.813		
	Total	701715.590	399			
degré de bonheur	Between Groups	1305.532	2	652.766	1.408	.246
	Within Groups	184111.165	397	463.756		
	Total	185416.698	399			
test de compatibilité	Between Groups	967.666	2	483.833	.728	.484
	Within Groups	263997.432	397	664.981		
	Total	264965.097	399			



91.71

:

.

.

:

85.27

82.11

.

:

148.12

144.23

137.48

:

67.08

65.81

61.86

:

123

120

118

micah walsh & jerome taylor .

usha gupta &

pushpa singh1982

10 5

366

1976 peek

1987 harfield & rapson

30 6

liking

1988

:

:

-

: 37

107.34	51.38	124.11	80.38	79.11	26	
118.03	64.69	143.67	83.69	93.64	112	
124.31	67.47	147.09	86.31	97.37	262	
121.45	65.65	144.64	85.19	95.14	400	

		<b>Sum of Squares</b>	<b>df</b>	<b>Mean Square</b>	<b>F</b>	<b>Sig.</b>
Degré de satisfaction en mariage	Between Groups	8235.166	2	4117.583	6.500	.002
	Within Groups	251503.712	397	633.511		
	Total	259738.877	399			
degré de communication	Between Groups	1180.622	2	590.311	2.400	.092
	Within Groups	97650.168	397	245.970		
	Total	98830.790	399			
degré d'anticipation	Between Groups	12635.893	2	6317.947	3.640	.027
	Within Groups	689079.697	397	1735.717		
	Total	701715.590	399			
degré de bonheur	Between Groups	6267.502	2	3133.751	6.944	.001
	Within Groups	179149.195	397	451.257		
	Total	185416.697	399			
test de compatibilité	Between Groups	8625.020	2	4312.510	6.679	.001
	Within Groups	256340.078	397	645.693		
	Total	264965.097	399			

:

97.37

93.64

0.001

.

79.11

:

86.31

83.69

80.38

.

:

147.09

143.67

124.11

0.05

:

67.47

64.69

.

51.38

:

124

118.03

.

107.34



Fincham & al 1990

8 .

1985

1990

.

1988

17 .

.

.104

.

.

:

: 39

113.90	54.27	129.63	76.72	86.27	11	
114.84	61.01	137.84	82.20	90.15	83	
123.51	67.32	147.02	86.31	96.81	306	
121.45	65.65	144.64	85.19	95.14	400	

		<b>Sum of Squares</b>	<b>df</b>	<b>Mean Square</b>	<b>F</b>	<b>Sig.</b>
Degré de satisfaction en mariage	Between Groups	3783.349	2	1891.675	2.934	.054
	Within Groups	255955.528	397	644.724		
	Total	259738.878	399			
degré de communication	Between Groups	1911.584	2	955.792	3.915	.021
	Within Groups	96919.206	397	244.129		
	Total	98830.790	399			
degré d'anticipation	Between Groups	8057.345	2	4028.673	2.306	.101
	Within Groups	693658.245	397	1747.250		
	Total	701715.590	399			
degré de bonheur	Between Groups	4062.913	2	2031.457	4.447	.012
	Within Groups	181353.784	397	456.811		
	Total	185416.698	399			
test de compatibilité	Between Groups	5554.806	2	2777.403	4.251	.015
	Within Groups	259410.291	397	653.426		
	Total	264965.097	399			

:

96.81

.0.05

:

82.20 76.72

. 86.31

0.05

:

. 147.02

.

:

67.32

0.05

:

123.51

0.05

:

: **41**\_\_\_\_\_

117.31	55.81	125.	83.56	84.37	16	
114.65	60.08	133.86	79.75	90.74	90	
123.75	67.89	149.01	86.94	97.07	294	
121.45	65.65	144.64	85.19	95.14	400	

42

		Sum of Squares	df	Mean Square	F	Sig.
Degré de satisfaction en mariage	Between Groups	4693.652	2	2346.826	3.653	.027
	Within Groups	255045.226	397	642.431		
	Total	259738.877	399			
degré de communication	Between Groups	3609.996	2	1804.998	7.526	.001
	Within Groups	95220.794	397	239.851		
	Total	98830.790	399			
degré d'anticipation	Between Groups	22241.244	2	11120.622	6.498	.002
	Within Groups	679474.346	397	1711.522		
	Total	701715.590	399			
degré de bonheur	Between Groups	5808.454	2	2904.227	6.419	.002
	Within Groups	179608.243	397	452.414		
	Total	185416.697	399			
test de compatibilité	Between Groups	5995.484	2	2997.742	4.596	.011

	Within Groups	258969.613	397	652.316		
	Total	264965.098	399			

:

97.07

0.05

:

86.94

0.001

:



125

133.86

0.005

.

146.01

:

60.08

55.81

67.89

0.005

.

:

114.65

117.31

.

123.75

0.01

. 2

Uyndo furman and anne smelley flamnagan usa

: 1949

The mother is the prototype of all later love relations.

1969 - 1982

:

:

: **43** \_\_\_\_\_

112	66.	137.	67.	103.	1	
120.87	64.75	148.70	88.87	87.87	8	
124.15	68.84	141.46	89.15	100.69	13	
119.34	61.32	141.55	84.51	93.	85	
121.99	66.78	145.59	85.17	95.68	293	
121.45	65.65	144.64	85.19	95.14	400	

: 44\_\_\_\_\_

		<b>Sum of Squares</b>	<b>df</b>	<b>Mean Square</b>	<b>F</b>	<b>Sig.</b>
Degré de satisfaction en mariage	Between Groups	1362.496	4	340.624	.521	.721
	Within Groups	258376.381	395	654.117		
	Total	259738.878	399			
degré de communication	Between Groups	682.228	4	170.557	.686	.602
	Within Groups	98148.562	395	248.477		
	Total	98830.790	399			
degré d'anticipation	Between Groups	1403.370	4	350.842	.198	.939
	Within Groups	700312.220	395	1772.942		
	Total	701715.590	399			
degré de bonheur	Between Groups	2105.848	4	526.462	1.134	.340
	Within Groups	183310.849	395	464.078		
	Total	185416.698	399			
test de compatibilité	Between Groups	651.438	4	162.859	.243	.914
	Within Groups	264313.660	395	669.149		
	Total	264965.097	399			

2054

%83

% 70

% 65

% 45

82 .

.

**( SEGMENTATION ANAIYSIS)**

\_\_\_\_\_

: \_\_\_\_\_

-  
: 45

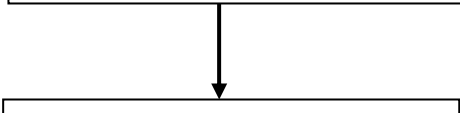
: 45

	( )		( )	( )

0.001

**الشكل 1 : العوامل السوسيو ديموغرافية  
المساهمة في تحقيق الرضى الزوجي**

متوسط الرضى = 95.14  
25.51 =  
100







()

.

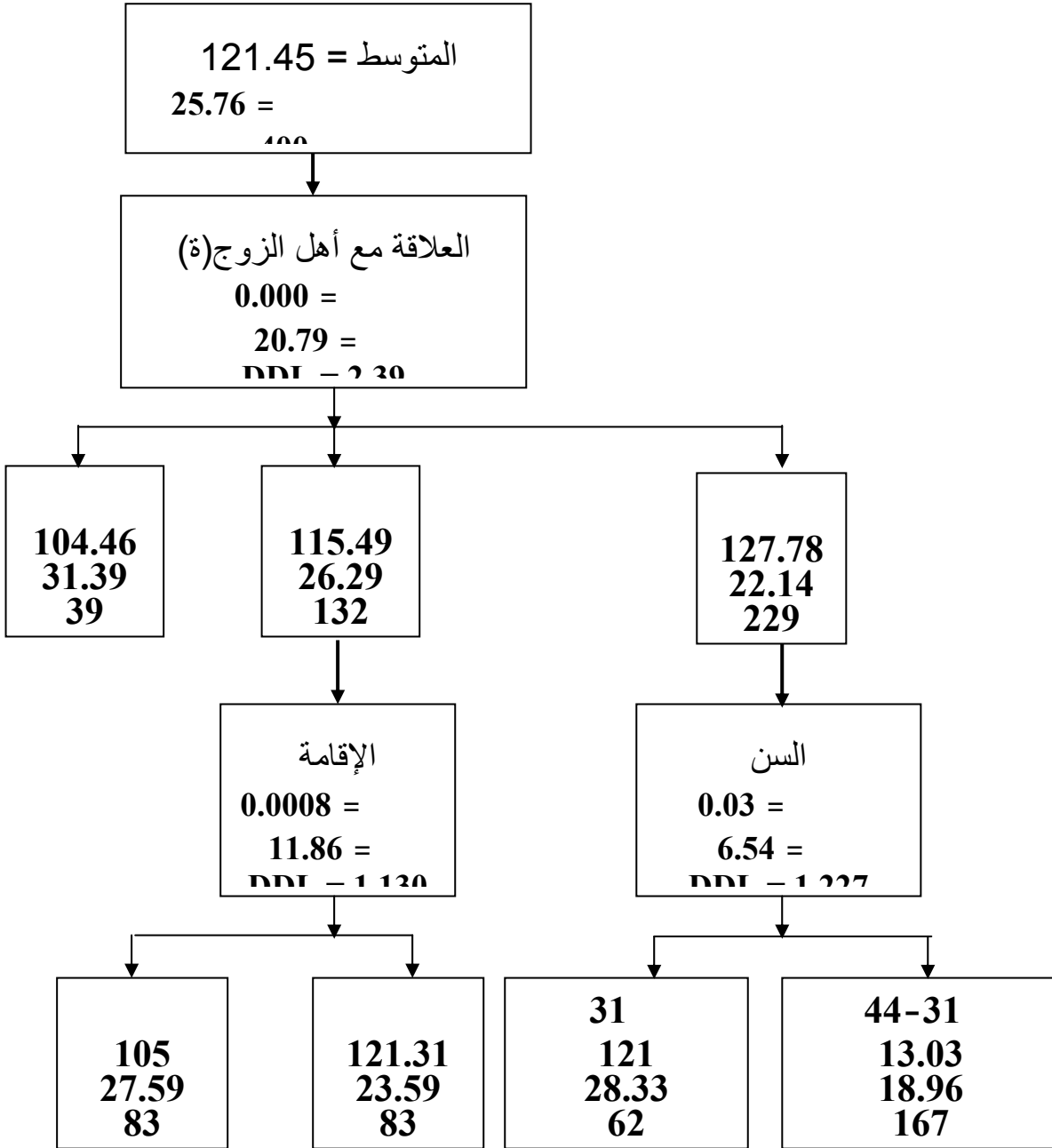
()

. 44

44 31

**الشكل 2: العوامل السوسيو ديموغرافية  
المساهمة في تحقيق التوافق الزوجي**

**شجرة التوافق**



( )

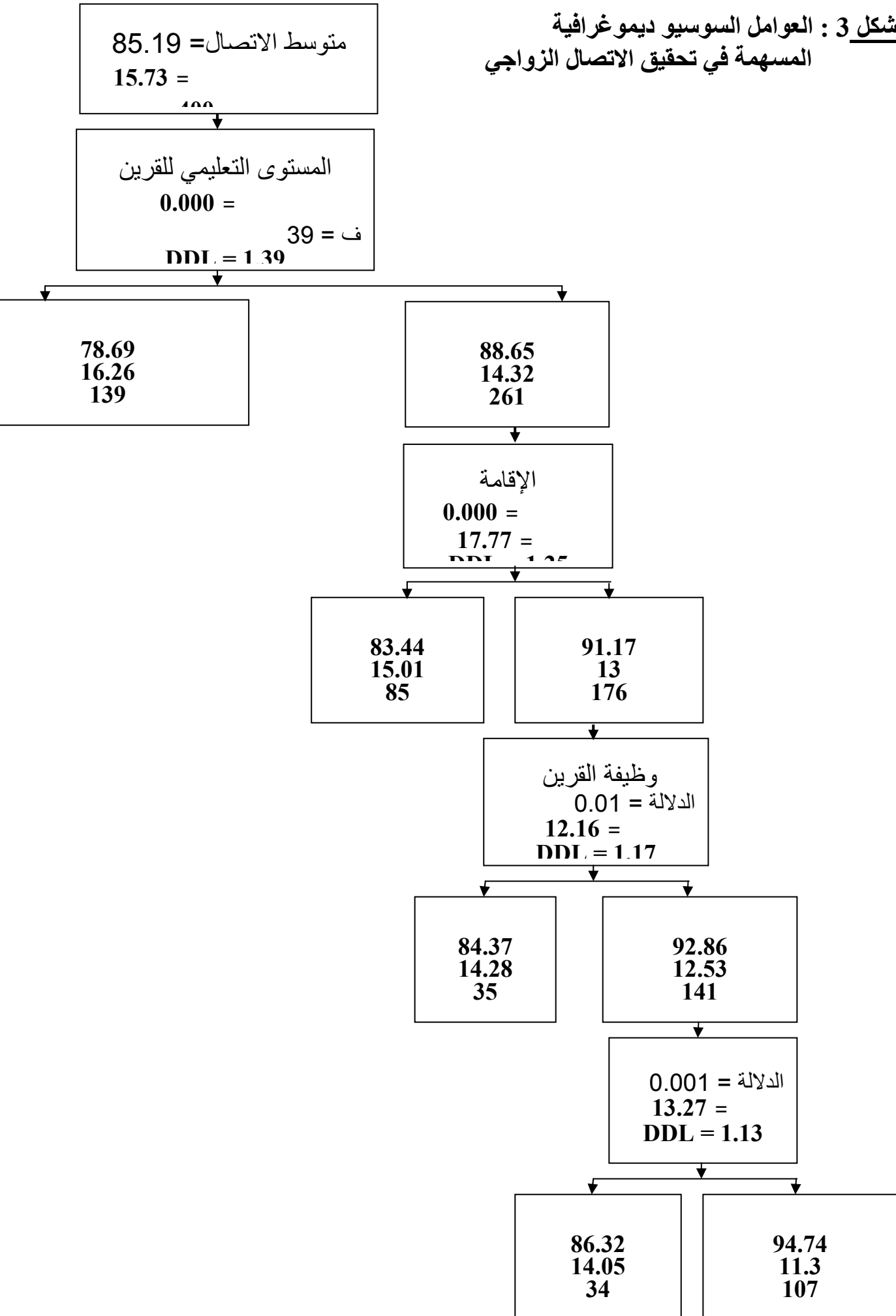
.

.

.

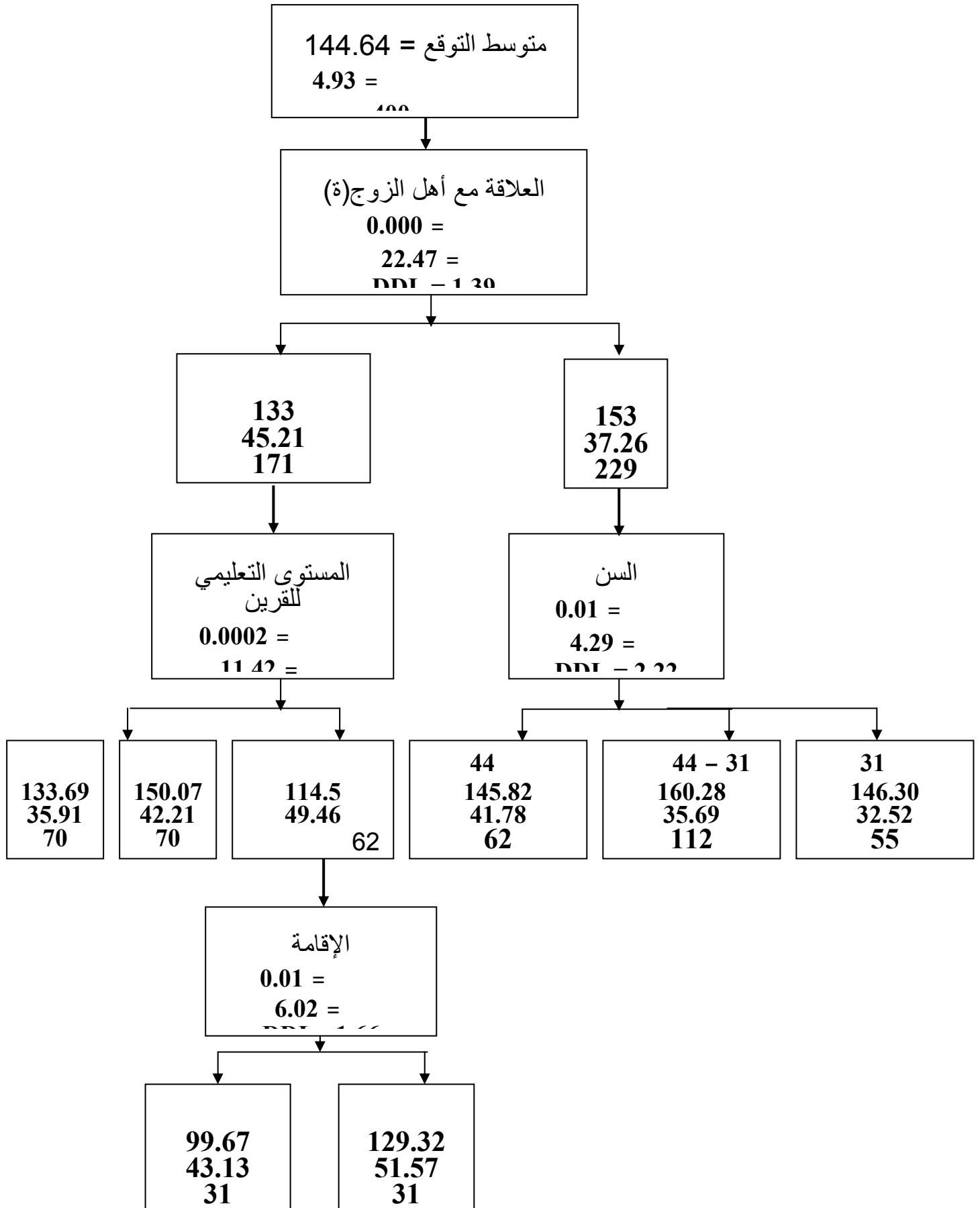
.

**الشكل 3 : العوامل السوسيو ديموغرافية  
المساهمة في تحقيق الاتصال الزوجي**





**الشكل 4 : العوامل السوسيو ديموغرافية المسهمة في تحقيق التوقع الزواجي**



()

. ()

31

44 31

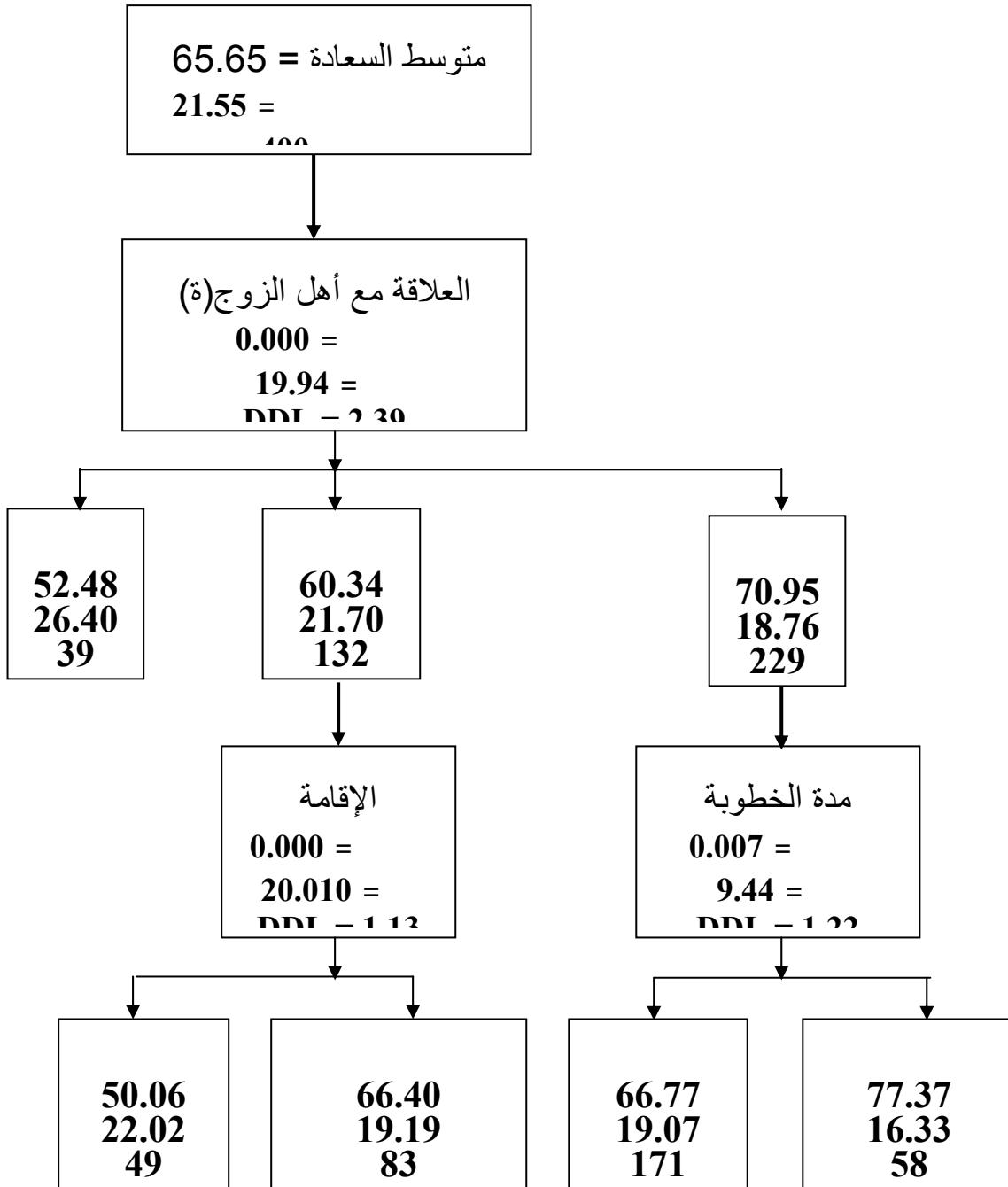
.44

()

.

.

الشكل 5 : العوامل السوسيو ديموغرافية المسهمة في تحقيق السعادة الزوجية





( )

.

.

:

44 - 31

()



:

32

:

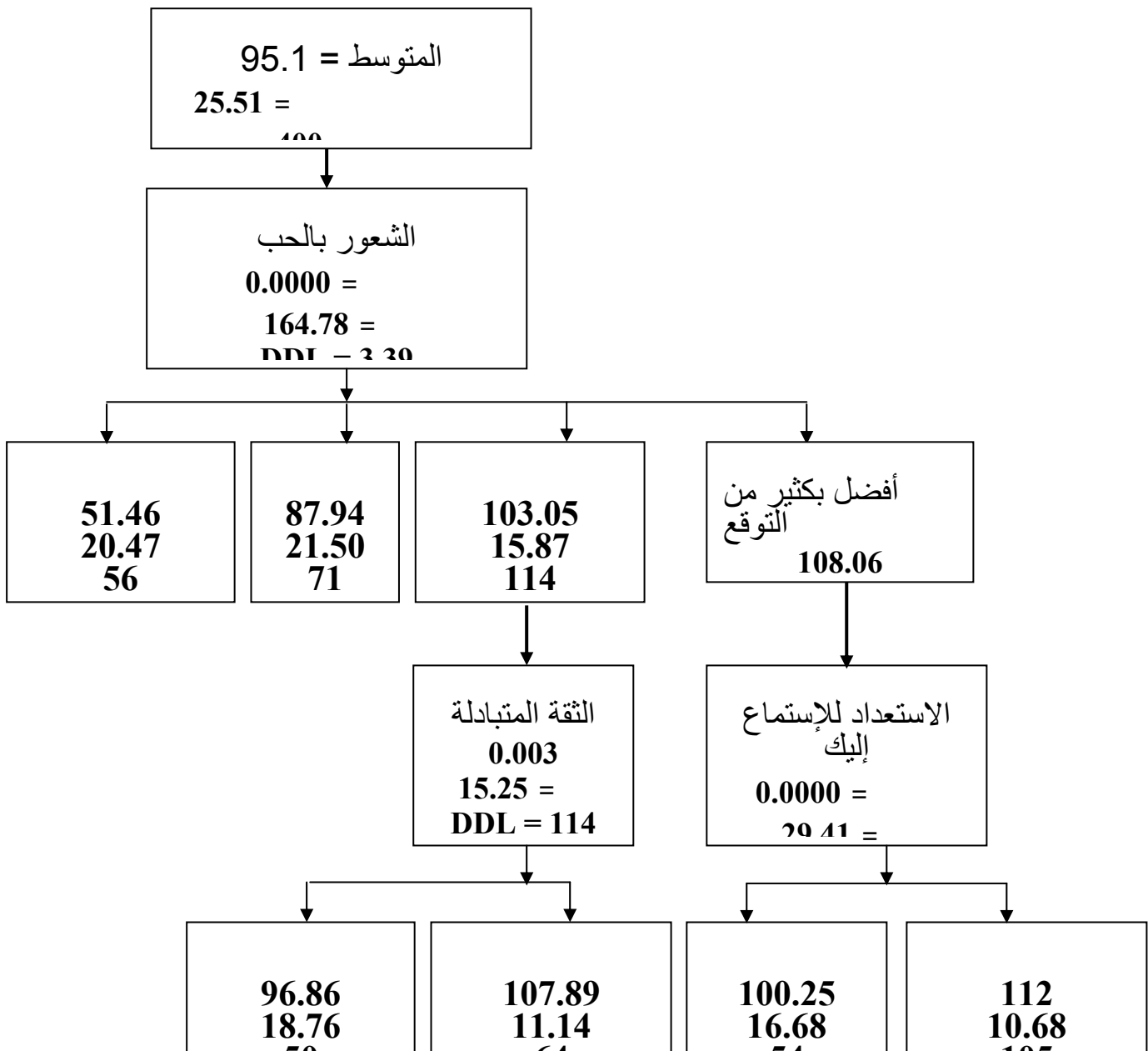
.

46

..

: 46


**الشكل 6: العوامل العاطفية و السلوكية المسهمة في تحقيق الرضى الزوجي**



:

108

.

% 39.75

. 51

% 14

.

112

100.25

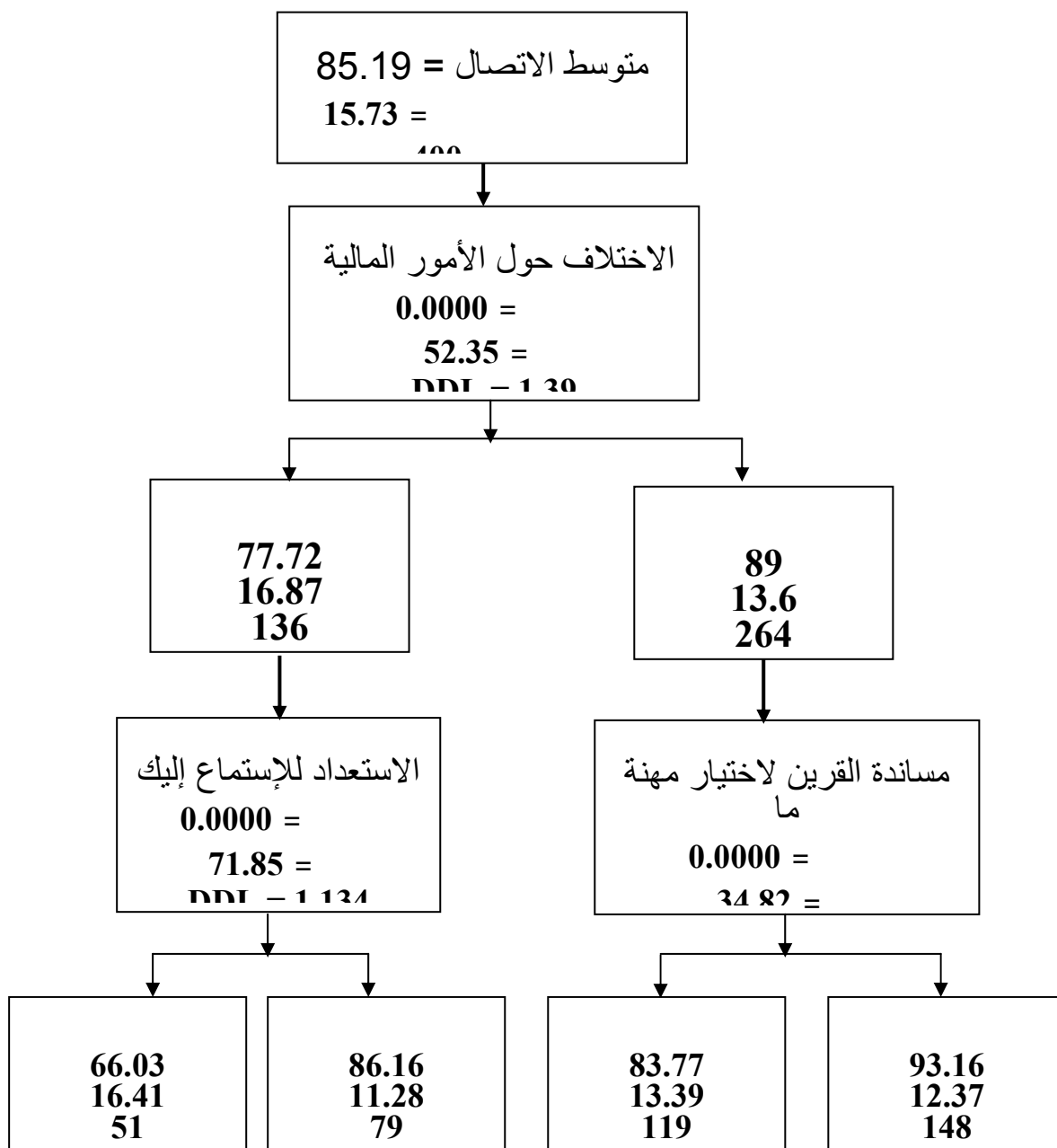
.

0.001

107.89

0.001

الشكل 7 : العوامل العاطفية و السلوكية المسهمة في تحقيق الاتصال الزوجي





:

89.04

77.72

% 34

0.001

93.16

83.77

0.001

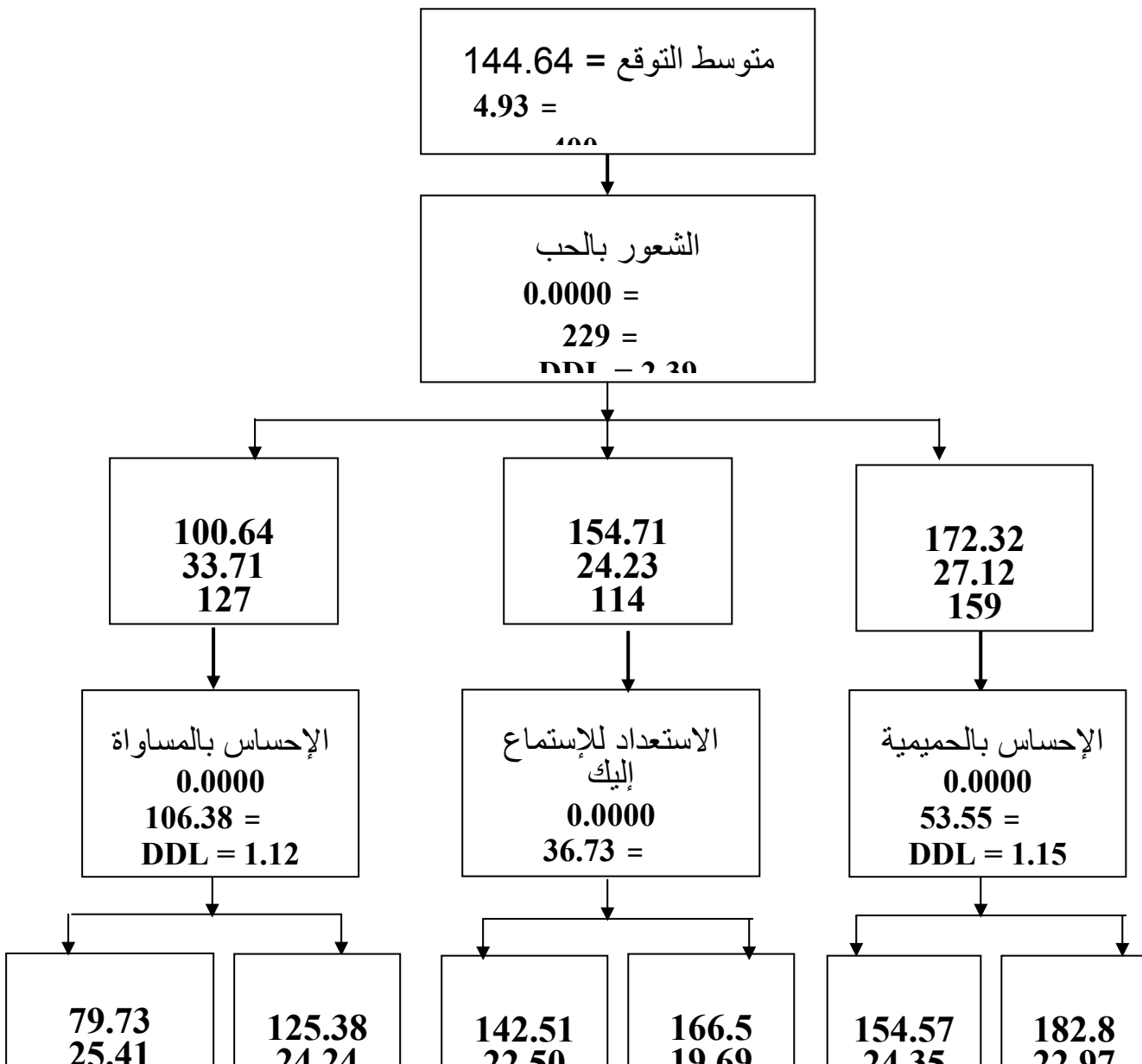
98.44

89.95

0.001

:

الشكل 8 : العوامل العاطفية و السلوكية المسهمة في تحقيق التوقع الزوجي



:

172.32

94. 100

154.71

.

182.80

154.57

174.18

191.42

.

166.50

154.57

142.51

.

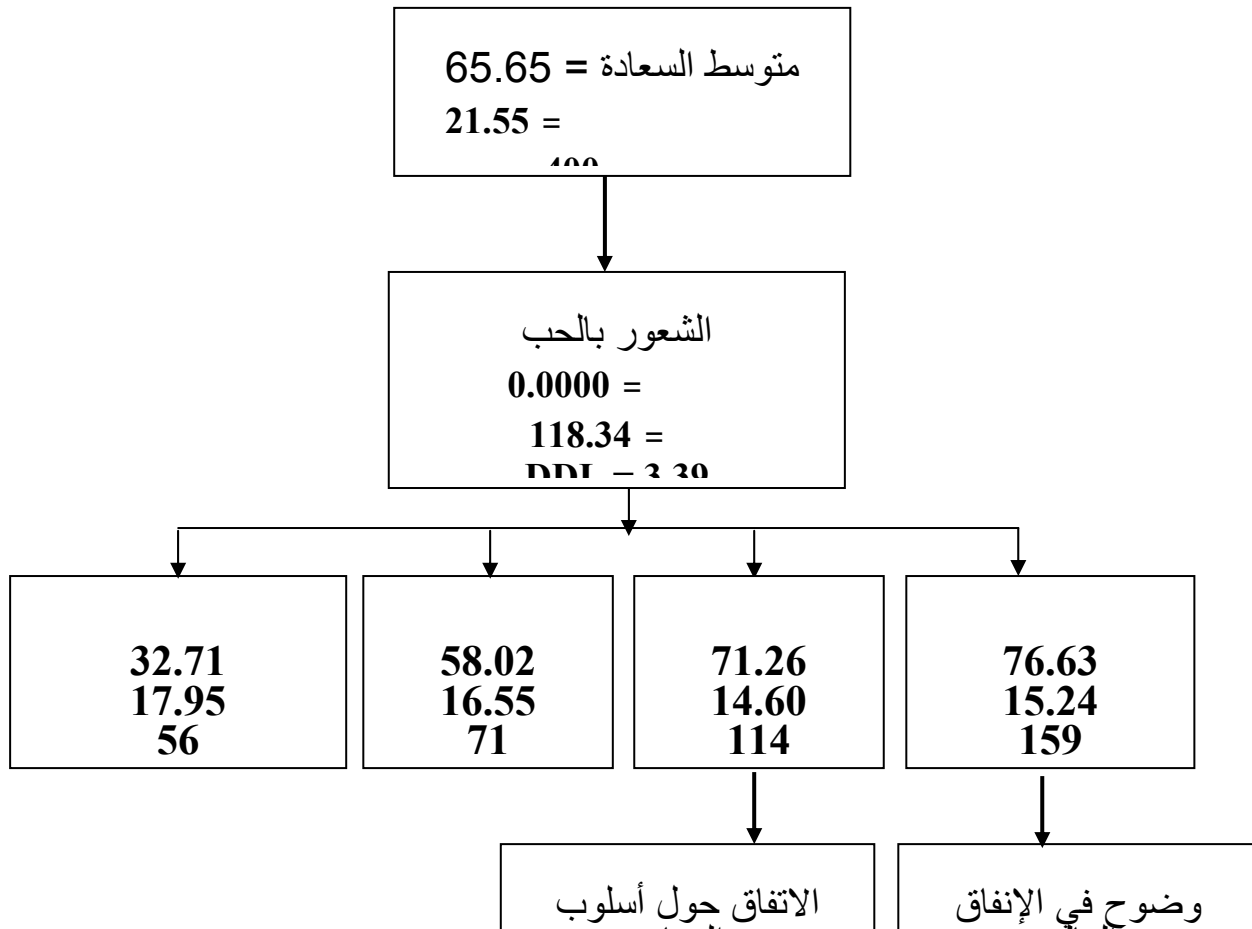
125.38

.79.73

:

.

**الشكل 9 : العوامل العاطفية و السلوكية المسهمة في تحقيق السعادة الزوجية**



:

76.63

82.74

0.001

71.17

71.26

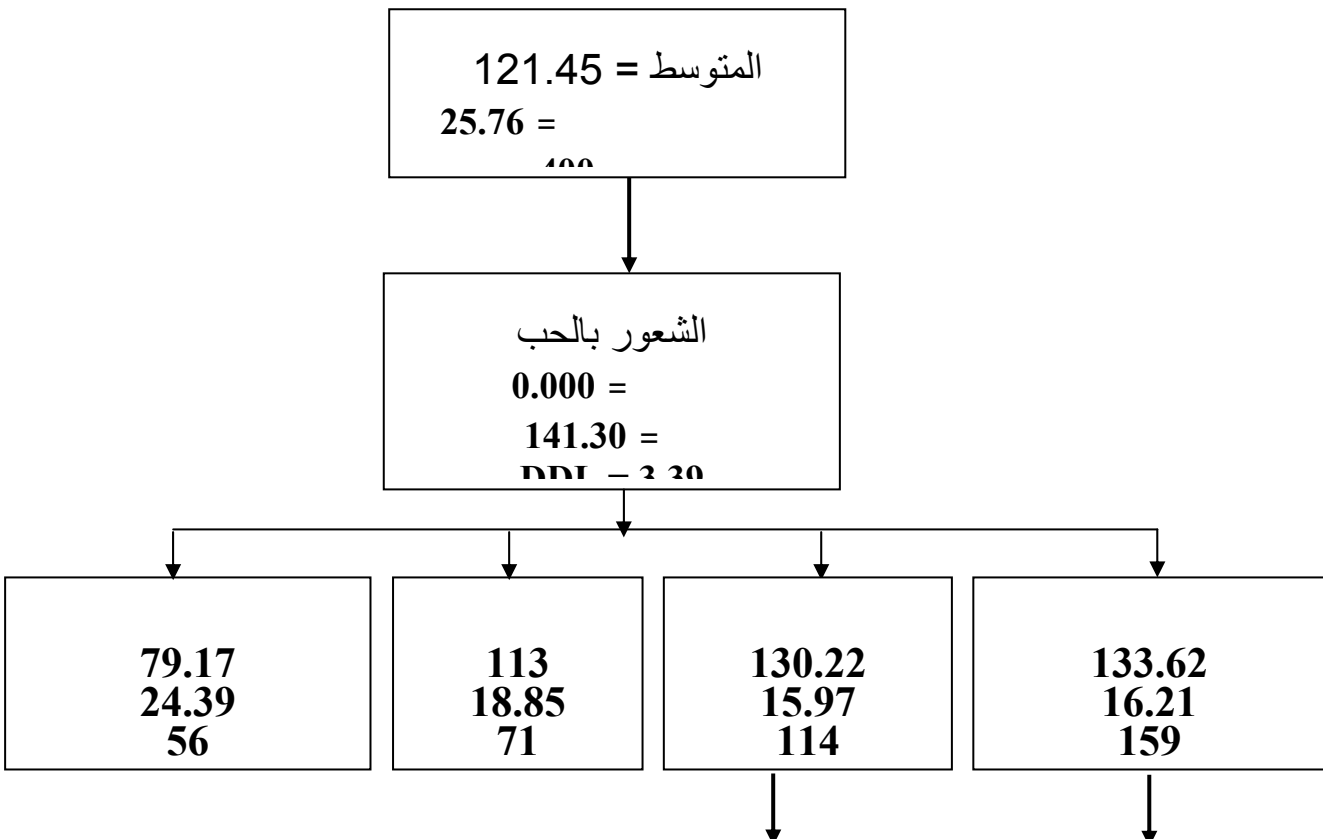
58.02

32.71

66.53

77.09

الشكل 10 : العوامل العاطفية و السلوكية المسهمة في تحقيق التوافق الزوجي



141.30

:

133.62

129



135.58

.

:

125.88

.

-

.

-

-

:

.

. 1996 baldwin

. downey

1996

166 .

.  
:  
\_\_\_\_\_

:

:

-1

.

:

-2

⋮ \_\_\_\_\_

.

⋮ \_\_\_\_\_

. 166 .

Kurdeck1991

.

. 227 .

1988

derlega &

berg 1987

1986 Berg & Mcquinn

:

:

:

JOHN BERG & all 1982

389 .

selfdisclosure :

swan&predmore 1985

.

⋮  
⋮

48 47

.

:

% 21.8	87	
% 12.8	51	
% 9.8	39	
% 9	36	
% 7.3	29	
% 3.8	15	
% 2.8	11	
% 2.3	9	
% 2.3	9	
% 2.3	9	
% 2	8	
% 1.8	7	
% 1.3	5	
% 1.3	5	
% 1	4	
% 1	4	
% 1	4	
% 1	4	
% 1	4	

% 0.8	3	
% 0.8	3	
% 0.5	2	
% 0.5	2	
% 0.5	2	
% 0.5	2	
% 0.5	2	
% 0.3	1	
% 0.3	1	
% 0.3	1	
% 0.3	1	
% 0.3	1	
% 0.3	1	
% 0.3	1	
% 0.3	1	
% 0.3	1	
% 0.3	1	
% 0.3	1	

:

%28	112	
%11.8	47	
% 5 .3	21	
%4.5	18	
%3	12	
%3	12	
%1.8	7	
%1.8	7	
%1.8	7	
%1.5	6	
%1.5	6	
%1.5	6	
%1.3	5	
% 1.3	5	
% 1	4	
% 1	4	
% 1	4	
% 1	4	
% 0.8	3	



% 0.8	3	
% 0.8	3	
% 0.8	3	
% 0.8	3	
% 0.8	3	
% 0.8	3	
% 0.5		
% 0.5		
% 0.5		
% 0.5		
% 0.5		
% 0.5		
% 0.5		
% 0.5		
% 0.5		
% 0.5		
% 0.5		
% 0.5		
% 0.5		
% 0.5		
% 0.3	1	
% 0.3	1	

% 0.3

1

% 0.3

1

% 0.3

1

% 0.3

1

% 0.3

1

% 0.3

1

% 0.3

1

% 0.3

1

% 0.3

1

% 0.3

1

% 0.3

1

% 0.3

1

% 0.3

1

% 0.3

1

% 0.3

1

% 0.3

1

% 0.3

1

% 0.3

1

% 0.3

1

% 0.3

1

% 0.3

1

% 0.3

1

% 0.3	1	
% 0.3	1	
% 0.3	1	
% 0.3	1	
% 0.3	1	
% 0.3	1	
% 0.3	1	
% 0.3	1	
% 0.3	1	
% 0.3	1	
% 0.3	1	
% 0.3	1	
% 0.3	1	

% 9

% 12 % 21

% 28

9.8

%

beck

. weiss & al 1973

. Jakobson & al 1982

Weis

huston & al 1991

Conjer

. & al 1990

1993

:

:



: —  
:

114

114 84

.84

: 49

يوضح كيفية ترتيب افراد العينة لمواضيع الحياة الزوجية :

3	5	9	تسيير الشؤون المالية
2	1	1	
15	14	10	
5	13	13	
12	3	2	

11	15	14	
10	6	4	
1	4	5	
9	9	7	()
7	10	12	
4	7	6	
6	12	15	
14	8	8	
8	2	3	
13	11	11	



-

.

-

.

-

.

.



Kurdeck 1991

Bersheid 1985 meyers 1992 .

:

:\_\_\_\_\_

% 67.7

% 3.8

.

.

:

.

.

.

.

:

:

121.45	65.65	144.64	85.19	95.14

: \_\_\_\_\_

: \_\_\_\_\_

5

43

28

6

3

17000

40

75



67

95.14

144.89

89

85.19

49

81

. 121.45

13

.

.

.

. 26

.

22

4 3

31

.

.

14

23

37

.

.



50

105

72

72

24

1987

1974

.1980 1935

1930

Conley & Kelly 1987 .

. p 27

100

1946

18

1947

14 7

1966

28

23

3

5

: \_\_\_\_\_

3

27

76

52

: \_\_\_\_\_

34

20

24

3

3

.

.

6

112

120

137

181

79

110

.  
115

143

188

.  
90



7

32

: \_\_\_\_\_

.

.

.

.

.

.

.

. ( )

:

**/1**

.BAUCOM AND HOFFMAN.1986

**/2**

**/3**

**/4**





⋮ \_\_\_\_\_

⋮

\_\_\_\_\_ - \_\_\_\_\_ ⋮ \_\_\_\_\_

⋮ \_\_\_\_\_ -

23

30

30 23

.

. 44 31

0.05

1975

. tanenn

1993

-

-

-

0.05

-

0.01

1977 thorton

1993



1978 galligan & bahr

.

.

-

1990

.

-

.

-

1974

.

-

% 40

.

.

% 14

% 19

% 73

. 211

% 87

.

-

0.01

.

-

.

.

-

0.01

.

.

.

0.01

-

.

.

.2  
( ) -  
( ) 0.01

( ) -

.

- \*

:

: \_\_\_\_\_

( )

.

( )

( )

: \_\_\_\_\_

: \_\_\_\_\_

: \_\_\_\_\_

()

()

31

. 44

31

44

()

: \_\_\_\_\_

()

-

- : ✓
- . ( ) ✓
- . ✓
- . ✓
- . 44 - 31 ✓
- . ✓
- . ✓
- . ✓
- . ✓
- . ✓

% 39.75 108

. .51 % 14

112

100.25

:-  
:  
:-



. 0.001

107.89

96.86

0.001

.

: -

89.04

0.001

77.72

% 34

93.16

.

83.77

98.44

89.95

. 0.001

:

: -

172.32

94. 100

154.71

182.80

154.57

174.18

191.42

.

166.50

154.57

142.51

.

125.38

.79.73

:

.

: \_\_\_\_\_

76.63

82.74

. 71.17

0.001

71.26

58.02

32.71

66.53

77.09

:

•

•

•

: \_\_\_\_\_ -

141.30

133.62

129

135.58

125.88

:

.

•

.

•

.

•

⋮

.

•

.

•

.

•

.

•

.

•

.

•

.

•

.

•

.

•

.

•

.

•

⋮

% 9

% 12

% 21

. % 28

% 9.8

beck

:

:

\*

\*

\*

% 67

% 23

% 3

:

-

.

-

•

.

•

•

—

—

•



180

37.74

11.20

400

66 18

43

220

segmentation analysis

0.01

:

:

. ( )

)

:

(

:

:

.

.

:  
:

\*

.

:

\*

:

\*

.

% 67

% 23

% 3

.

:

-

.

-

.



.

:

( )

·  
·  
:  
50 ( ) /1  
· 1999  
1985. ( ) /2  
·  
( ) /3  
·  
.1999 9 23  
· ( ) /4  
. 2000  
· 2001( ) /5  
·

( ) /6

. 1995

. 1983

1997( ) /7

( ) /8

.1990 11

( ) /9

.1990 12

( ) /10

1985. ( ) /11

( ) /12

..1981 2

( ) /13

1992 .

.1999. ( ) /14

. . .

( ) /15

.

( ) /16

. .

( ) /17

.

( ) /18

.

.1998 . 8

. ( ) /19

1974.



( ) /20

.1987

( ) /21

. 1986 .1

( ) /22

1989 . . .

1994 ( ) /23

.

( ) /24

.

( ) /25

.1989 .

( ) /26

.1997 2 25

( ) /27

1998 47

. /28

. . .

1985. ( ) . /29

. .

/30

. .

.

( ) /31

.1997 2 25

1993 . /32

.

.

2002 ( ) /33

1

( ) /34

1998

47

( ) /35

1995. .

:

**36/** Anastasi .A.1976.Context of psychological testing.part 1.colier mac Milan international edition.;

**37/** Azrin.nhí ;Naster ,B j ;& Jones ;R 1973 reciprocity counseling ,a rapid learning –based procedure for marital counsling.behavioral research and therapy 11;365(382

**38/** Baldwin Mark.W & Lisa Sinclair .1996.Self Esteem and ‘if....then’Contingencies of interpersonal acceptance.journal of personality and social psychology .vol71 no 6 1130(1141

**39/** crises de couples 39-benoit J.c et al;perspepective thérapeutique ;boeck université .bruxelles 1999.

**40/** Boisvert.jean marie.&Beadry madeleine .2003 la thérapie de couple Atelier pré (congrés2003.Aftcc .paris.

41/ Bouchard Geneviève;Yvan Iussier ;John Wright & Chantal Richer 1998. Predictive validity of coping strategies on marital satisfaction : cross (sectional and longitudinal evidence. *Journal of family psychology* .vol .12;no.1.112 (131).USA.

42/ Bowen Murray 1984 *la différenciation du soi* Bowen Murray; *les triangles et les systèmes émotifs familiaux ESF*. PARIS

43/ Buss. David & David. P Schmitt Strategic self (43) promotion and competitor derogation : sex and context effects of the perceived effectiveness of mate attraction tactics in *Journal of personality and social psychology* 1996 vol 70 no6 1185 (1204).USA.

44/ Carlson Jon ;Len Sperry ;Judith A. Lewis; 1997 *Family therapy ensuring treatment efficacy* ;Brooks/ Cole .USA..

45/ Catherine L. Cohan ;Thomas N. Bradbury ;negative life events ;marital interaction ;and the longitudinal course of newlywed marriage. *Journal of personality and social psychology* vol;73;no1;114 (128).

46/ Coutraux J & Bouvard M. 1999. *Protocoles et échelles d'évaluation en psychiatrie et en psychologie*. 2. ed masson .paris.

47/ Cotraux J. 1995. *Les thérapies comportementales et cognitives*. 2 ed masson. Paris.

48/ Danovan. James ;m ;short –term couple therapy ,guilford press new york 1999

49/ Dicks. Henry .1967. *marital tentions* .routledje & keganpaul .london.

50/ Downey Geraldine ;Scott I.Feldman. *implications of rejection sensitivity for intimate relationships ;journal of personality and social psychology* 1996 vol 70 ;no; 6.1327(1343).

51/ Dujardin. Camille lacoste .1985 *des mères contre les femmes*. éd la découverte. paris.

52/ Dwairy Marwan & Timothy D. Van Sickle 1996 *Western psychotherapy in traditional arabic societies* .clinical psychology review .vol.16;no;3.231(249).

53/ Elkaim. Mony .1995 *panorama des therapies familiales 53 seuil ;paris*

54/ Epstein Norman b ;donald h.baucom and anthony dautp  
cbct ;cognitive –behavioral couple therapy

55/ Feeney Brooke C and Lee A.Kirkpatrick ;Effects of adult attachment and presence of romantic partners on physiological responses to stress in *journal of personality and social psychology* 1996 vol;70 no 2 255- 270.

56/ Fein. Steven. *Effects of suspicion on attributional thinking and the correspondence bias* .*journal of personality and social psychology* 1996 APA.usa.

57/ Fincham Frank DF ;Thomas N.Bradbury ;Assessing Attributions in marriages :the relationship attribution measure. *Journal of personality and social psychology* 1992, vol.62;no3;457- 468.

58/ Fincham Frank &Thomas Bradbury *the assessment of marital quality a reevaluation* *journal of marriage and the family* 1987.USA.

*59/ Fincham Frank; Attribution Processes in distressed and nondistressed couples :2. responsibility for marital problems .journal of abnormal psychology 1985 vol 94 No;2,183- 190*

*60/ Fincham Frank & thomas bradbury:the impact of attributions In marriage an individual difference analysis journal of social and personal relationships 1989 .vol.6.69- 85*

*61/ Floyd .Frank. J. &Howard j.Markman :Observational biasis in spouse observation :toward a cognitive /behavioral model of marriage.journal of consulting and clinical psychology 1983 vol51.No 3;450- 457 APA .USA .*

*62/ Floyd Franck J. Timothy J.O Farrell & Marriana Goldberg 1987:Comparison of marital observational measures :the marital interaction coding system and the communication skills test. Journal of consulting and clinical psychology.*

*63/ Foughali marie . 63 José. 1984.l image du père chez l enfant algerois.opu.alger.*

*64/ Gayla.Margolin An unteractional model for the behavioral assessment of marital relationships.behavioral assessment 1983. USA*



65/ Gottman John and nan silver , why marriages succeed or fail;simon&schuster 1994 usa.

66/ Halford W.Kim ,Adrian Kelley and Howard J.Markman ,the concept of a healthy marriage ;in clinical handbook of marriage and couples interventions Ed kim harford and howard markman 1997 john wiley &sons ltd.

67/ Halford Kim and howard markman ;clinical hand book of marriage and couples intervention ;library of congress 1997 usa.

68/ Holtzworth –Munroe Amy &Neil S.Jakobson;causal Attributions of married couples :when do they search for causes what they conclude when they do journal of personality and social psychology.1985 vol.48 No 6 .139-1412.USA.

69/ Hudson;Walter;w.1982.the clinical measurment pachage ;a field manual chicago dorsey press.

70/ Huston Ted L.& Anita L.Vangelisti .1991.Socioemotional behavior and satisfaction in marital relationships a longtudinal study, journal of personality and social psychology vol 61 no.721(733).

71/ Jakobson .SNEIL & Amy Holtzworth, Minroe .*Marital therapy:a sociallearning –cognitive perspective* .USA.

72/ Jakobson Neil S ;Karen B.Schmaling & Holtzworth –Munroe. 1987 *Component analysis of behavioral marital therapy :2 (year follow – up and prediction of relapse* .*journal of marital and family therapy*. Vol.13.no.2.187\*(195.

73/ Jentel Louis Martin .1970.*vers une civilisation du couple* .Fery nerolles;nauwelaerts.Belgique.

74/ Johnson. Sheri L & Theodore Jakob .1997.*marital interactions of depressed men and women* .*journal of consulting and clinical psychology* vol65;no 1.15- 23.

75/ Jokin .Victor.Matt McGue and David T.Lykken;*Personality and divorce A Genitic Analysis* .*Journal of personality and social psychology* 1996 vol 71 No;2.288- 299.

76/ Karoly PAUL & al 1985 *measurement startegies in health psychology* .ed john wily&sons.New york.USA.

77/ Karney Benjamin R. Thomas N.Bradbury Frank D.Fincham and Kieran T.Sullivan :*The Role of Negative Affectivity in the*

*Association Between Attributions and Marital Satisfaction. Journal of Personality and Social Psychology 1994 vol66 No 2 413- 424.APA .USA.*

*78/ Karney.benjamin R & BRADBURY Thomas N.2000 Attributions in marriages :state or traits !a growth curve analysis.journal of personality and social psychology.vol 78.no2.295-309.*

*79/ Karney &bradbury.trajectory of marital satisfaction Kelly Lowell James J Conley ;Personality and compatibility :Analysis of marital stability and marital satisfaction . journal of personality and social psychology 1987 vol,52,no1;27- 40*

*80/ kazdin Alan,methodological issues and strategies in clinical research apa;american psychological association ;washington ,dc 2<sup>nd</sup> ed 1998.*

*81/ Kieran T.Sullivan & Thomas N.Bradbury. 1997.Are premarital prevention programs reaching couples at risk for marital dysfunction .journal of consulting and clinical psychology vol65;no1;24-30.*

82/ Kurdeck Lawrence A .1991.predictors of increases in marital distress in newlywed couples :a 3(year prospective longitudinal study .developmental psychology.vol 27.no.4.627 (636.

83/ Le Gal André l.1972.Le role nouveau du père.ed.ESF.Paris

84/ Markman Howard J.;Frank J.Floyd ;Scott M.Stanley & Ragnar D.Stoaatsli .1988.Prevention of marital distress :a longitudinal invistigation. Journal of consulting and clinical psychology .Vol.56.no.2.210 -217.USA.

85/ Maslin Bonnie &yehuda Nir .not quite paradise .ballantine books 1987.USA.

86/ Martin Peter A.1976.A Marital Therapy Manual.bruner /mazel .publishers USA.

87/ Medhar.slimane.la violence sociale en algérie.thala editions1997.Alger.

88/ Miller Philip Carnegie ;herbert m.Lefcourt ;John G.Holmes Edward E.Ware &Wendy Saleh.1986.Marital locus of control and marital problem solving.journal of personality and social psychology .vol .51.no1.161-169.

*Myers .david g.1999.social psychology.6th ed .mc raw-hill college USA.*

*89/ Naouri Aldo.1998.les filles et leurs mères.ed.odile jacob.Paris*

*90/ Navran ;L.1967.communication and adjustment in marriage ;family process 6;173(184.*

*91/ Okacha Ahmed ;adel Sadek;Mostapha Kamel ;Zeinab Beshily .1976.patterns of morbid :jealousy in Egypt.Revue social ;centre national de la recherche sociale .Egypt .vol 13.n1.*

*92/ Philichalkl Ronald p.;invitation to social psychology ;houeourt brace&company library of congress .usa.1995*

*93/ Richard nelson –jones .1982. The theory and practice of counsling psychology.holt ;riebhart and winston.London*

*94/ Sabatelli .Ronald. M.1984.The marital comparaisn level index a measure for assessing outcomes relative to expectations ,journal of marriage and the family ;46;651(662.*

*95/ SandraL.Murray Dale W. Griffin& John G.holms The self – fulfilling nature of positive illusions in romantic relationships*

*:love is not blind ;but prescient .journal of personality and social psychology 1996 vol 7 no 6 1155(1180.USA.*

**96/ SATIR VIRGINIA 1967***Conjoint family therapy ,science and behavior books california usa.*

**97/ Shackelford Todd K. &David M .Buss .2000.***Marital satisfaction and spousal cost (infliction .personality and individual differences .USA.*

**98/ Simpson .Jeffry A. W.Steven Rholes,and Dede Phillips:***conflict in close relationships :an attachement perspective.journal of personality and social psychology.1996 vol71,no;cinq 899- 914*

**99/ Skinner- 100 Warlrond.Sue.1981.***developments in family therapy ;theories and applications since 1948 routledje & kegan paul .London*

**100/ Spanier,G.B.1976 .***measuring dyadic adjustment ,new scales for assessing the quality of marriage and similar dyads ;journal of marriage and the family 38;15(28.*

**101/ Spiegler michael D.1983.***Comtemporary behavior therapy .mayfield publishing company.USA.*

*102/ Sternberg Robert J. 1986. A triangular theory of love in psychological review vol 93 No 2.119(135.USA.*

**103/ Strauss Roger .a &nathan hurvitz ;marriage and family therapy a socio cognitive approach ,the haworth press ,new york 1991**

*104/ Strean Herbert. S.;D.S.W ; 1985 Resolving marital conflicts a psychodynamics perspective ,john&sons new york USA.*

*105/ Swann William .B. ;Jr & Michael J.Gill 1997 .Confidence and accuracy in person perception :Do we know what we know about Our relationship parteners.journal of personality and social psychology .vol73.no.4.747-757.*

*106/ Tannen Deborah.1998.that's not what's not what I meant .Virago press .uk.*

*107/ Tannen Daborah.1998.you just don't understand .virago press.UK*

*108/ Théry Irène 1998.couple,filiation et parenté aujourd'hui.ed.odile jacob.paris*

*109/ Toualbi.radia .les attitudes et les représentations du mariage chez la jeune fille algerienne .1984.ENALE.Alger*

*110/ Vinokur Amiram D and Richard H.Price ;Robert D.Caplan ;Hard times and hurtful partners :how financial stain affects depression and relmationship satisfaction of uneemployed persons and their spouses.journal of personality and social psychology 1996 ;vol71;no1;166 -179*

*111/ Weiss Robert & richard e .heyman ; A clinical –reasearch overview of couples interactions.in clinical handbook of marriage and couples interventions.Ed kim harford and howard markman 1997 john wiley &sons ltd.*

**112/ Whitefield Charles L;MD.1987.Healing the child within.discovery and recovery for adult children of dysfonctionnel families .health communication.Florida.USA.**



:

-

" "

-

:

.

.

:

-

:

.

:

-

.

:

-

.

:

-

/

.

: / / -

.  
:  
-

/

### Genogram

:  
-

:  
-

:  
-

: -

.

**3** \_\_\_\_\_

**4** \_\_\_\_\_

**5** \_\_\_\_\_

**6** \_\_\_\_\_

**7** \_\_\_\_\_

**8** \_\_\_\_\_

